

INDUSTRY IP66 LED

GENERAL CARD



TECHNICAL PARAMETERS

Ingress protection:	IP66
Impact resistance:	IK08
Nominal power [W]:	13.00 - 212.00
Luminous flux [lm]*:	2150 - 34000
Colour temperature [K]:	4000
Colour rendering index:	>80
SDCM:	≤ 3
Energy efficiency class:	B; C; D
Material of the body:	aluminium
Diffuser material:	glass
Diffuser type:	transparent
Mounting version:	surface, suspended
Dimensions (H/W/T/S) [mm]:	1150/63/55; 1450/63/55; 1250/104/135; 1450/104/135; 570/63/55
Warranty [years]:	5
Optics material:	PMMA

CHARACTERISTICS

INDUSTRY IP66 LED is a hermetic beam from the NEXT GEN line, which is a new generation of lamps dedicated to LED technology. The body, made from scratch, made of aluminum profile and subjected to anodization process, provides the luminaire with strength and solidity, and the narrow side profile allows installation in hard to reach places. LEDs from a reputable manufacturer and new LED modules have an impact on very high luminous efficacy: up to 163 lm / W. This guarantees that the required lighting level is achieved and that significant energy savings are achieved. The lampshade is made of UV resistant tempered glass. The combination of materials (aluminum and toughened glass) and a non-dismantled construction with an external connector provides the luminaire with high resistance to harsh environmental conditions.

Suitable for surface and suspended mounting.

Options: any RAL color; diffuser made of PC or PMMA.

APPLICATION

The multi-purpose LED luminaire has been designed for use in areas requiring high dust and water resistance. It is especially recommended for use in rooms intended for medical and laboratory purposes as well as in industrial premises.

INDUSTRY IP66 LED

GENERAL CARD

AVAILABLE VERSIONS



Click index >>, to see details

INDUSTRY IP66 LED 13W

Nominal power [W]	Colour temperature [K]	Luminous flux [lm]*	Beam angle [°]	DIMM DALI	Dimensions (H/W/T/S) [mm]	Energy efficiency class	Index
13	4000	2150	110		570/63/55	C	>> 552762
13	4000	2150	110	yes	570/63/55	C	>> 552779

INDUSTRY IP66 LED 23W

Nominal power [W]	Colour temperature [K]	Luminous flux [lm]*	Beam angle [°]	DIMM DALI	Dimensions (H/W/T/S) [mm]	Energy efficiency class	Index
23	4000	3500	110		570/63/55	C	>> 552786
23	4000	3500	110	yes	570/63/55	C	>> 552793

INDUSTRY IP66 LED 26W

Nominal power [W]	Colour temperature [K]	Luminous flux [lm]*	Beam angle [°]	DIMM DALI	Dimensions (H/W/T/S) [mm]	Energy efficiency class	Index
26	4000	4000	50		1150/63/55	C	>> 663536
26	4000	4100	50	yes	1150/63/55	C	>> 663710
26	4000	4200	80		1150/63/55	C	>> 663550
26	4000	4200	70		1150/63/55	C	>> 663543
26	4000	4300	80	yes	1150/63/55	C	>> 663734
26	4000	4300	70	yes	1150/63/55	C	>> 663727
26	4000	4500	110		1150/63/55	B	>> 552007
26	4000	4500	110	yes	1150/63/55	B	>> 552076

INDUSTRY IP66 LED 46W

Nominal power [W]	Colour temperature [K]	Luminous flux [lm]*	Beam angle [°]	DIMM DALI	Dimensions (H/W/T/S) [mm]	Energy efficiency class	Index
46	4000	6900	50		1150/63/55	C	>> 663567
46	4000	6900	50	yes	1150/63/55	C	>> 663741
46	4000	7200	70		1150/63/55	C	>> 663574
46	4000	7200	70	yes	1150/63/55	C	>> 663758
46	4000	7250	80		1150/63/55	C	>> 663581
46	4000	7250	80	yes	1150/63/55	C	>> 663765
46	4000	7800	110		1150/63/55	C	>> 552014
46	4000	7800	110	yes	1150/63/55	C	>> 552083

INDUSTRY IP66 LED 67W

Nominal power [W]	Colour temperature [K]	Luminous flux [lm]*	Beam angle [°]	DIMM DALI	Dimensions (H/W/T/S) [mm]	Energy efficiency class	Index
67	4000	9700	50	yes	1150/63/55	D	>> 663772
67	4000	9700	50		1150/63/55	D	>> 663598
67	4000	10150	70		1150/63/55	C	>> 663604

INDUSTRY IP66 LED

GENERAL CARD

Nominal power [W]	Colour temperature [K]	Luminous flux [lm]*	Beam angle [°]	DIMM DALI	Dimensions (H/W/T/S) [mm]	Energy efficiency class	Index
67	4000	10150	70	yes	1150/63/55	C	>> 663789
67	4000	10200	80		1150/63/55	C	>> 663611
67	4000	10200	80	yes	1150/63/55	C	>> 663796
67	4000	11000	110		1150/63/55	C	>> 552021
67	4000	11000	110	yes	1150/63/55	C	>> 552090

INDUSTRY IP66 LED 83W

Nominal power [W]	Colour temperature [K]	Luminous flux [lm]*	Beam angle [°]	DIMM DALI	Dimensions (H/W/T/S) [mm]	Energy efficiency class	Index
83	4000	12150	50		1450/63/55	D	>> 663659
83	4000	12150	50	yes	1450/63/55	D	>> 663833
83	4000	12650	70		1450/63/55	C	>> 663666
83	4000	12650	70	yes	1450/63/55	C	>> 663840
83	4000	12750	80		1450/63/55	C	>> 663673
83	4000	12750	80	yes	1450/63/55	C	>> 663857
83	4000	13800	110		1450/63/55	C	>> 552052
83	4000	13800	110	yes	1450/63/55	C	>> 552120

INDUSTRY IP66 LED 85W

Nominal power [W]	Colour temperature [K]	Luminous flux [lm]*	Beam angle [°]	DIMM DALI	Dimensions (H/W/T/S) [mm]	Energy efficiency class	Index
85	4000	12050	50		1150/63/55	D	>> 663628
85	4000	12050	50	yes	1150/63/55	D	>> 663802
85	4000	12550	70		1150/63/55	C	>> 663635
85	4000	12550	70	yes	1150/63/55	C	>> 663819
85	4000	12650	80		1150/63/55	C	>> 663642
85	4000	12650	80	yes	1150/63/55	C	>> 663826
85	4000	13600	110		1150/63/55	C	>> 552038
85	4000	13600	110	yes	1150/63/55	C	>> 552106

INDUSTRY IP66 LED 106W

Nominal power [W]	Colour temperature [K]	Luminous flux [lm]*	Beam angle [°]	DIMM DALI	Dimensions (H/W/T/S) [mm]	Energy efficiency class	Index
106	4000	15050	50		1450/63/55	D	>> 663680
106	4000	15050	50	yes	1450/63/55	D	>> 663864
106	4000	15700	70		1450/63/55	C	>> 663697
106	4000	15700	70	yes	1450/63/55	C	>> 663871
106	4000	15850	80		1450/63/55	C	>> 663703
106	4000	15850	80	yes	1450/63/55	C	>> 663888
106	4000	17000	110		1450/63/55	C	>> 552069
106	4000	17000	110	yes	1450/63/55	C	>> 552137

INDUSTRY IP66 LED

GENERAL CARD

INDUSTRY IP66 LED 170W

Nominal power [W]	Colour temperature [K]	Luminous flux [lm]*	Beam angle [°]	DIMM DALI	Dimensions (H/W/T/S) [mm]	Energy efficiency class	Index
170	4000	23950	50		1250/104/135	D	>> 663956
170	4000	24950	70		1250/104/135	D	>> 663963
170	4000	25200	80		1250/104/135	D	>> 663970
170	4000	27200	110		1250/104/135	C	>> 552434

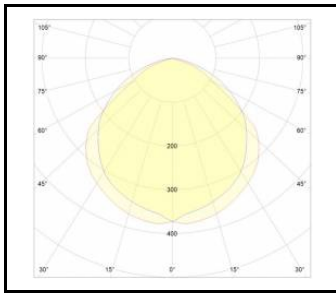
INDUSTRY IP66 LED 212W

Nominal power [W]	Colour temperature [K]	Luminous flux [lm]*	Beam angle [°]	DIMM DALI	Dimensions (H/W/T/S) [mm]	Energy efficiency class	Index
212	4000	29900	50		1450/104/135	D	>> 663987
212	4000	31200	70		1450/104/135	D	>> 663994
212	4000	31500	80		1450/104/135	D	>> 669194
212	4000	34000	110		1450/104/135	C	>> 552441

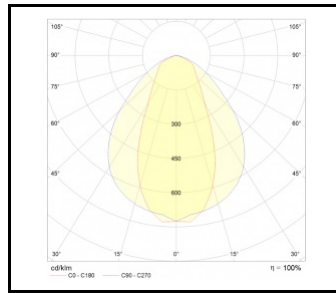
INDUSTRY IP66 LED

GENERAL CARD

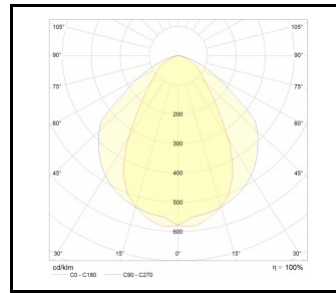
LUMINOUS INTENSITY DISTRIB. CURVE



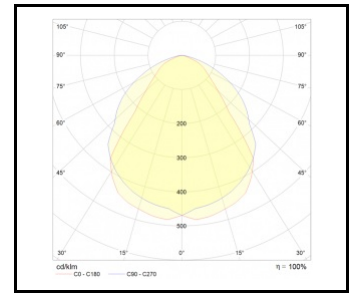
INDUSTRY IP66 LED 110°



INDUSTRY IP66 LED 50°



INDUSTRY IP66 LED 70°




INDUSTRY IP66 LED 80°

INDUSTRY IP66 LED

GENERAL CARD

ACCESSORIES AVAILABLE

index	Name
908200	TYTAN LED. ATLAS LED. INDUSTRY LED - adjustable handle (set of 2)



TYTAN LED. ATLAS LED. INDUSTRY LED - adjustable handle (set of 2) (908200)

Card creation date: 08 January 2025

The company reserves the right to make design changes or upgrades in the presented product. Product data sheet does not constitute an offer. * Parameter tolerance is +/- 10%



This product is a subject to electric and electronic waste equipment regulations (WEEE).



Certificate CE - Nr: 11/2021; 12/2021; 145/2023; 146/2023; 18/2020