

TYTAN LED PRO

GENERAL CARD



TECHNICAL PARAMETERS

Ingress protection:	IP66
Impact resistance:	IK09
Nominal power [W]:	13.00 - 70.00
Luminous flux [lm]*:	2500 - 12000
Colour temperature [K]:	4000
Colour rendering index:	>80
SDCM:	≤ 3
Energy efficiency class:	B
Material of the body:	PC
Diffuser material:	PC
Diffuser type:	MAT
Optics material:	PC
Mounting version:	surface, suspended
Dimensions (H/W/T/S) [mm]:	1152/85/80; 1432/85/80; 1237/85/80;
Warranty [years]:	2 / 0.5 (battery); 5

CHARACTERISTICS

TYTAN LED PRO is a fitting from NEXT GEN line, which is a new generation of fittings in LED technology. The fitting, designed from scratch, allows new solutions improving the light distribution and temperature balance. Branded LED diodes and new LED modules have influence on a very high luminous efficacy: up to 178 lm/W. It guarantees the best required lighting level and energy saving. The solution based on integration of the diffuser and LED panel is applied in the fitting. The fitting has a lot of facilities making the mounting easier and faster: the system of diffuser suspension, adjustable mounting brackets ensuring the mounting tolerance +/-50mm. Standard equipment of the fitting: clips made of stainless steel (INOX). Motion sensor mounting height: up to 5 meters.

APPLICATION

The multifunctional LED lamp is designed for use in areas with high requirements for dust and water resistance. Especially recommended for lighting public facilities, including hospitals, educational facilities, halls, garages, passages, warehouses, shops, food industry, commercial and industrial facilities (factories, laboratories), warehouses, parking lots (underground and multi-level), sports stadiums, transport terminals and underground passages. The luminaire is ideal for new lighting applications as well as replacing traditional fluorescent luminaires with energy-saving LED solutions. Its design is adapted for surface and suspended mounting.

TYTAN LED PRO

GENERAL CARD

AVAILABLE VERSIONS



Click index >>, to see details

TYTAN LED PRO 13W

Nominal power [W]	Colour temperature [K]	Luminous flux [lm]*	Diffuser type	Motion sensor	DIMM DALI	Through wiring	Emergency lighting [h]	Dimensions (H/W/T/S) [mm]	Energy efficiency class	Index
13	4000	2500	MAT				3	1152/85/80	B	>> 389061
13	4000	2500	MAT			LS2		1152/85/80	B	>> 389023
13	4000	2500	MAT	yes				1152/85/80	B	>> 389047
13	4000	2500	MAT					1152/85/80	B	>> 389009
13	4000	2500	MAT		yes			1152/85/80	B	>> 389283

TYTAN LED PRO 24W

Nominal power [W]	Colour temperature [K]	Luminous flux [lm]*	Diffuser type	Motion sensor	DIMM DALI	Through wiring	Emergency lighting [h]	Dimensions (H/W/T/S) [mm]	Energy efficiency class	Index
24	4000	4350	MAT					1152/85/80	B	>> 389016
24	4000	4350	MAT				3	1152/85/80	B	>> 389078
24	4000	4350	MAT			LS2		1152/85/80	B	>> 389030
24	4000	4350	MAT	yes				1152/85/80	B	>> 389054
24	4000	4350	MAT		yes			1152/85/80	B	>> 389290

TYTAN LED PRO 29W

Nominal power [W]	Colour temperature [K]	Luminous flux [lm]*	Diffuser type	Motion sensor	DIMM DALI	Through wiring	Emergency lighting [h]	Dimensions (H/W/T/S) [mm]	Energy efficiency class	Index
29	4000	5450	MAT					1432/85/80	B	>> 389160
29	4000	5450	MAT				3	1432/85/80	B	>> 389191
29	4000	5450	MAT			LS2		1432/85/80	B	>> 389177
29	4000	5450	MAT	yes				1432/85/80	B	>> 389184
29	4000	5450	MAT		yes			1432/85/80	B	>> 389320

TYTAN LED PRO 33W

Nominal power [W]	Colour temperature [K]	Luminous flux [lm]*	Diffuser type	Motion sensor	DIMM DALI	Through wiring	Emergency lighting [h]	Dimensions (H/W/T/S) [mm]	Energy efficiency class	Index
33	4000	6300	MAT					1432/85/80	B	>> 389207
33	4000	6300	MAT				3	1432/85/80	B	>> 389269
33	4000	6300	MAT			LS2		1432/85/80	B	>> 389221
33	4000	6300	MAT	yes				1432/85/80	B	>> 389245
33	4000	6300	MAT		yes			1432/85/80	B	>> 389337

TYTAN LED PRO 40W

Nominal power [W]	Colour temperature [K]	Luminous flux [lm]*	Diffuser type	Motion sensor	DIMM DALI	Through wiring	Emergency lighting [h]	Dimensions (H/W/T/S) [mm]	Energy efficiency class	Index
40	4000	7500	MAT				3	1152/85/80	B	>> 389146

TYTAN LED PRO

GENERAL CARD

Nominal power [W]	Colour temperature [K]	Luminous flux [lm]*	Diffuser type	Motion sensor	DIMM DALI	Through wiring	Emergency lighting [h]	Dimensions (H/W/T/S) [mm]	Energy efficiency class	Index
40	4000	7500	MAT			LS2		1152/85/80	B	>> 389108
40	4000	7500	MAT	yes				1152/85/80	B	>> 389122
40	4000	7500	MAT					1152/85/80	B	>> 389085
40	4000	7500	MAT		yes			1152/85/80	B	>> 389306

TYTAN LED PRO 47W

Nominal power [W]	Colour temperature [K]	Luminous flux [lm]*	Diffuser type	Motion sensor	DIMM DALI	Through wiring	Emergency lighting [h]	Dimensions (H/W/T/S) [mm]	Energy efficiency class	Index
47	4000	8700	MAT				3	1152/85/80	B	>> 389153
47	4000	8700	MAT			LS2		1152/85/80	B	>> 389115
47	4000	8700	MAT	yes				1152/85/80	B	>> 389139
47	4000	8700	MAT					1152/85/80	B	>> 389092
47	4000	8700	MAT		yes			1152/85/80	B	>> 389313
47	4000	8700	MAT		yes			1237/85/80	B	>> 552663

TYTAN LED PRO 59W

Nominal power [W]	Colour temperature [K]	Luminous flux [lm]*	Diffuser type	Motion sensor	DIMM DALI	Through wiring	Emergency lighting [h]	Dimensions (H/W/T/S) [mm]	Energy efficiency class	Index
59	4000	10900	MAT					1432/85/80	B	>> 389214
59	4000	10900	MAT				3	1432/85/80	B	>> 389276
59	4000	10900	MAT			LS2		1432/85/80	B	>> 389238
59	4000	10900	MAT	yes				1432/85/80	B	>> 389252
59	4000	10900	MAT		yes			1432/85/80	B	>> 389344

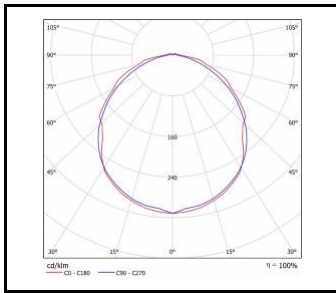
TYTAN LED PRO 70W

Nominal power [W]	Colour temperature [K]	Luminous flux [lm]*	Diffuser type	Motion sensor	DIMM DALI	Through wiring	Emergency lighting [h]	Dimensions (H/W/T/S) [mm]	Energy efficiency class	Index
70	4000	12000	MAT					1432/85/80	B	>> 389351
70	4000	12000	MAT				3	1432/85/80	B	>> 389382
70	4000	12000	MAT			LS2		1432/85/80	B	>> 389368
70	4000	12000	MAT	yes				1432/85/80	B	>> 389375
70	4000	12000	MAT		yes			1432/85/80	B	>> 389399

TYTAN LED PRO

GENERAL CARD

LUMINOUS INTENSITY DISTRIB. CURVE



TYTAN LED PRO

TYTAN LED PRO


GENERAL CARD

ACCESSORIES AVAILABLE

index	Name
	TYTAN MULTI LED 1150mm 2500-4300lm 840 - lighting module
908200	TYTAN LED. ATLAS LED. INDUSTRY LED - adjustable handle (set of 2)
	TYTAN MULTI LED 1150mm 5000-8700lm 840 - lighting module
16000507	Breathable gland gray M20*1.5 IP68
60000006	M16 stuffing box plug various PA black M-16 - BPM-21
	TYTAN MULTI LED 1450mm 3150-5450lm 840 - lighting module
907913	TYTAN LED. ATLAS LED - protective grid 1152mm
907920	TYTAN LED. ATLAS LED - protective grid 1432mm
80000279	Gland. beam, Codar, soft polyvinyl chloride (PVC-P), gray



TYTAN MULTI LED 1150mm 2500-4300lm 840 - lighting module (358937)



TYTAN LED. ATLAS LED. INDUSTRY LED - adjustable handle (set of 2) (908200)




TYTAN MULTI LED 1150mm 5000-8700lm 840 - lighting module (358944)



Breathable gland gray M20*1.5 IP68 (16000507)



M16 stuffing box plug various PA black M-16 - BPM-21 (60000006)



TYTAN MULTI LED 1450mm 3150-5450lm 840 - lighting module (358951)



TYTAN LED. ATLAS LED - protective grid 1152mm (907913)



TYTAN LED. ATLAS LED - protective grid 1432mm (907920)

Card creation date: 08 January 2025

The company reserves the right to make design changes or upgrades in the presented product. Product data sheet does not constitute an offer. * Parameter tolerance is +/- 10%



This product is a subject to electric and electronic waste equipment regulations (WEEE).



Certificate CE - Nr: 112/2022; 79/2023



Lena Lighting S.A.
ul. Kórnicka 52, 63-000 Środa Wielkopolska
tel. +48 61 28 60 333 (Pn-Pt, 8-16), e-mail: hello@lenalighting.pl, www.lenalighting.pl

