

TYTAN LED

GENERAL CARD



TECHNICAL PARAMETERS

Ingress protection:	IP66
Impact resistance:	IK09
Nominal power [W]:	16.00 - 70.00
Luminous flux [lm]*:	2300 - 10900
Colour temperature [K]:	3000; 4000
Colour rendering index:	>80
SDCM:	≤ 3
Material of the body:	PC
Diffuser material:	PC
Diffuser type:	MAT
Mounting version:	surface, suspended
Dimensions (H/W/T/S) [mm]:	1152/85/80; 1432/85/80;
Warranty [years]:	2 / 0.5 (battery); 5

CHARACTERISTICS

TYTAN LED is a fitting from NEXT GEN line, which is a new generation of fittings in LED technology. The fitting, designed from scratch, allows new solutions improving the light distribution and temperature balance. Branded LED diodes and new LED modules have influence on a very high luminous efficacy: 150 lm/W. It guarantees the best required lighting level and energy saving up to 68%. The solution based on integration of the diffuser and LED module is applied in the fitting. The fitting has a lot of facilities making the mounting easier and faster: the system of diffuser suspension, adjustable mounting brackets ensuring the mounting tolerance +/- 40mm. Standard equipment of the fitting: clips made of stainless steel (INOX). Color temperature 3000K, 4000K; CRI>80; Standard Deviation Colour Matching (SDCM): ≤3; lifespan of LED L70B50: 100000h (16W, 29W, 35W, 43W, 46W, 56W) i 90000h (70W), ta=25C. Motion sensor mounting height: up to 5 meters. The body of the fixture and the diffuser are resistant to UV radiation. Electrical protection class II available on request.

APPLICATION

A multipurpose LED fitting intended for using in the areas where high dust and moisture resistance is required. Highly recommended to be used in industrial buildings (factories, laboratories), warehouses, car parks (underground and multilevel), sports stadiums, transport terminals and underground passageways. The fitting works perfectly while designing new applications as well as replacing traditional fluorescent luminaires with energy-saving LED solutions. Its construction is intended both for surface and suspended mounting. Adjustable mounting brackets (the mounting tolerance +/-40mm). Suspended diffuser integrated with LED panel.

TYTAN LED

GENERAL CARD

AVAILABLE VERSIONS



Click index >>, to see details

TYTAN LED 16W

Nominal power [W]	Colour temperature [K]	Luminous flux [lm]*	Motion sensor	DIMM DALI	Through wiring	Emergency lighting [h]	Version	Dimensions (H/W/T/S) [mm]	Index
16	3000	2300						1152/85/80	>> 907531
16	3000	2300		yes				1152/85/80	>> 907579
16	3000	2300					RAPID-A	1152/85/80	>> 907623
16	3000	2300					RAPID-D	1152/85/80	>> 907647
16	3000	2300	yes					1152/85/80	>> 907555
16	4000	2500						1152/85/80	>> 907548
16	4000	2500		yes				1152/85/80	>> 907586
16	4000	2500					RAPID-A	1152/85/80	>> 907661
16	4000	2500					RAPID-D	1152/85/80	>> 907685
16	4000	2500	yes					1152/85/80	>> 907562
16	3000	2300			LS2			1152/85/80	>> 907593
16	3000	2300			LS2		RAPID-A	1152/85/80	>> 907616
16	3000	2300			LS2		RAPID-D	1152/85/80	>> 907630
16	4000	2500			LS2			1152/85/80	>> 907609
16	4000	2500			LS2		RAPID-A	1152/85/80	>> 907654
16	4000	2500			LS2		RAPID-D	1152/85/80	>> 907678

TYTAN LED 29W

Nominal power [W]	Colour temperature [K]	Luminous flux [lm]*	Motion sensor	DIMM DALI	Through wiring	Emergency lighting [h]	Version	Dimensions (H/W/T/S) [mm]	Index
29	3000	4200						1152/85/80	>> 906503
29	3000	4200				3		1152/85/80	>> 906060
29	3000	4200		yes				1152/85/80	>> 906077
29	3000	4200					RAPID-A	1152/85/80	>> 906022
29	3000	4200					RAPID-D	1152/85/80	>> 906046
29	3000	4200	yes					1152/85/80	>> 906084
29	4000	4500						1152/85/80	>> 906091
29	4000	4500				3		1152/85/80	>> 906152
29	4000	4500		yes				1152/85/80	>> 906169
29	4000	4500					RAPID-A	1152/85/80	>> 906114
29	4000	4500					RAPID-D	1152/85/80	>> 906138
29	4000	4500	yes					1152/85/80	>> 906176
29	3000	4200			LS2			1152/85/80	>> 906015
29	3000	4200			LS2		RAPID-A	1152/85/80	>> 906039

TYTAN LED

GENERAL CARD

Nominal power [W]	Colour temperature [K]	Luminous flux [lm]*	Motion sensor	DIMM DALI	Through wiring	Emergency lighting [h]	Version	Dimensions (H/W/T/S) [mm]	Index
29	3000	4200			LS2		RAPID-D	1152/85/80	>> 907326
29	4000	4500			LS2			1152/85/80	>> 906107
29	4000	4500			LS2		RAPID-A	1152/85/80	>> 906121
29	4000	4500			LS2		RAPID-D	1152/85/80	>> 906411

TYTAN LED 35W

Nominal power [W]	Colour temperature [K]	Luminous flux [lm]*	Motion sensor	DIMM DALI	Through wiring	Emergency lighting [h]	Version	Dimensions (H/W/T/S) [mm]	Index
35	3000	5200						1432/85/80	>> 906541
35	3000	5200				3		1432/85/80	>> 906602
35	3000	5200		yes				1432/85/80	>> 906619
35	3000	5200					RAPID-A	1432/85/80	>> 906565
35	3000	5200					RAPID-D	1432/85/80	>> 906589
35	3000	5200	yes					1432/85/80	>> 906626
35	4000	5500						1432/85/80	>> 906633
35	4000	5500				3		1432/85/80	>> 906695
35	4000	5500		yes				1432/85/80	>> 906701
35	4000	5500					RAPID-A	1432/85/80	>> 906657
35	4000	5500					RAPID-D	1432/85/80	>> 906671
35	4000	5500	yes					1432/85/80	>> 906718
35	3000	5200			LS2			1432/85/80	>> 906558
35	3000	5200			LS2		RAPID-A	1432/85/80	>> 906572
35	3000	5200			LS2		RAPID-D	1432/85/80	>> 906596
35	4000	5500			LS2			1432/85/80	>> 906640
35	4000	5500			LS2		RAPID-A	1432/85/80	>> 906664
35	4000	5500			LS2		RAPID-D	1432/85/80	>> 906688

TYTAN LED 43W

Nominal power [W]	Colour temperature [K]	Luminous flux [lm]*	Motion sensor	DIMM DALI	Through wiring	Emergency lighting [h]	Version	Dimensions (H/W/T/S) [mm]	Index
43	3000	6500						1432/85/80	>> 907425
43	3000	6500				3		1432/85/80	>> 907432
43	3000	6500		yes				1432/85/80	>> 907449
43	3000	6500					RAPID-A	1432/85/80	>> 907463
43	3000	6500					RAPID-D	1432/85/80	>> 907487
43	3000	6500	yes					1432/85/80	>> 907500
43	4000	7000						1432/85/80	>> 907333
43	4000	7000				3		1432/85/80	>> 907340
43	4000	7000		yes				1432/85/80	>> 907357
43	4000	7000					RAPID-A	1432/85/80	>> 907371

TYTAN LED

GENERAL CARD

Nominal power [W]	Colour temperature [K]	Luminous flux [lm]*	Motion sensor	DIMM DALI	Through wiring	Emergency lighting [h]	Version	Dimensions (H/W/T/S) [mm]	Index
43	4000	7000					RAPID-D	1432/85/80	>> 907395
43	4000	7000	yes					1432/85/80	>> 907418
43	3000	6500			LS2			1432/85/80	>> 907456
43	3000	6500			LS2		RAPID-A	1432/85/80	>> 907470
43	3000	6500			LS2		RAPID-D	1432/85/80	>> 907494
43	4000	7000			LS2			1432/85/80	>> 907364
43	4000	7000			LS2		RAPID-A	1432/85/80	>> 907388
43	4000	7000			LS2		RAPID-D	1432/85/80	>> 907401

TYTAN LED 46W

Nominal power [W]	Colour temperature [K]	Luminous flux [lm]*	Motion sensor	DIMM DALI	Through wiring	Emergency lighting [h]	Version	Dimensions (H/W/T/S) [mm]	Index
46	3000	7000						1152/85/80	>> 906367
46	3000	7000				3		1152/85/80	>> 906428
46	3000	7000		yes				1152/85/80	>> 906435
46	3000	7000					RAPID-A	1152/85/80	>> 906381
46	3000	7000					RAPID-D	1152/85/80	>> 906404
46	3000	7000	yes					1152/85/80	>> 906442
46	4000	7400						1152/85/80	>> 906459
46	4000	7400				3		1152/85/80	>> 906510
46	4000	7400		yes				1152/85/80	>> 906527
46	4000	7400					RAPID-A	1152/85/80	>> 906473
46	4000	7400					RAPID-D	1152/85/80	>> 906497
46	4000	7400	yes					1152/85/80	>> 906534
46	3000	7000			LS2			1152/85/80	>> 906374
46	3000	7000			LS2		RAPID-A	1152/85/80	>> 906398
46	3000	7000			LS2		RAPID-D	1152/85/80	>> 906237
46	4000	7400			LS2			1152/85/80	>> 906466
46	4000	7400			LS2		RAPID-A	1152/85/80	>> 906480
46	4000	7400			LS2		RAPID-D	1152/85/80	>> 906329

TYTAN LED 56W

Nominal power [W]	Colour temperature [K]	Luminous flux [lm]*	Motion sensor	DIMM DALI	Through wiring	Emergency lighting [h]	Version	Dimensions (H/W/T/S) [mm]	Index
56	3000	8600						1152/85/80	>> 906183
56	3000	8600				3		1152/85/80	>> 906244
56	3000	8600		yes				1152/85/80	>> 906251
56	3000	8600					RAPID-A	1152/85/80	>> 906206
56	3000	8600					RAPID-D	1152/85/80	>> 906220
56	3000	8600	yes					1152/85/80	>> 906268

TYTAN LED

GENERAL CARD

Nominal power [W]	Colour temperature [K]	Luminous flux [lm]*	Motion sensor	DIMM DALI	Through wiring	Emergency lighting [h]	Version	Dimensions (H/W/T/S) [mm]	Index
56	4000	9000						1152/85/80	>> 906275
56	4000	9000				3		1152/85/80	>> 906336
56	4000	9000		yes				1152/85/80	>> 906343
56	4000	9000					RAPID-A	1152/85/80	>> 906299
56	4000	9000					RAPID-D	1152/85/80	>> 906312
56	4000	9000	yes					1152/85/80	>> 906350
56	3000	8600			LS2			1152/85/80	>> 906190
56	3000	8600			LS2		RAPID-A	1152/85/80	>> 906213
56	3000	8600			LS2		RAPID-D	1152/85/80	>> 906053
56	4000	9000			LS2			1152/85/80	>> 906282
56	4000	9000			LS2		RAPID-A	1152/85/80	>> 906305
56	4000	9000			LS2		RAPID-D	1152/85/80	>> 906145

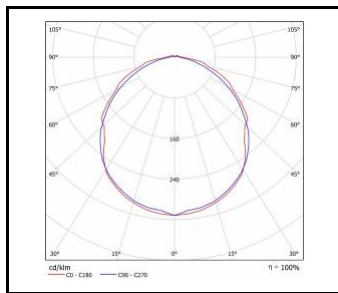
TYTAN LED 70W

Nominal power [W]	Colour temperature [K]	Luminous flux [lm]*	Motion sensor	DIMM DALI	Through wiring	Emergency lighting [h]	Version	Dimensions (H/W/T/S) [mm]	Index
70	3000	10300						1432/85/80	>> 906725
70	3000	10300				3		1432/85/80	>> 906787
70	3000	10300		yes				1432/85/80	>> 906794
70	3000	10300					RAPID-A	1432/85/80	>> 906749
70	3000	10300					RAPID-D	1432/85/80	>> 906763
70	3000	10300	yes					1432/85/80	>> 906800
70	4000	10900						1432/85/80	>> 906817
70	4000	10900				3		1432/85/80	>> 906879
70	4000	10900	yes			3		1432/85/80	>> 907777
70	4000	10900		yes				1432/85/80	>> 906886
70	4000	10900					RAPID-A	1432/85/80	>> 906831
70	4000	10900					RAPID-D	1432/85/80	>> 906855
70	4000	10900	yes					1432/85/80	>> 906893
70	4000	9800						1432/85/80	>> 908460
70	3000	10300			LS2			1432/85/80	>> 906732
70	3000	10300			LS2		RAPID-A	1432/85/80	>> 906756
70	3000	10300			LS2		RAPID-D	1432/85/80	>> 906770
70	4000	10900			LS2			1432/85/80	>> 906824
70	4000	10900			LS2		RAPID-A	1432/85/80	>> 906848
70	4000	10900			LS2		RAPID-D	1432/85/80	>> 906862

TYTAN LED

GENERAL CARD

LUMINOUS INTENSITY DISTRIB. CURVE



TYTAN 2 LED

TYTAN LED

GENERAL CARD

ACCESSORIES AVAILABLE

index	Name
907265	TYTAN LED 1150mm 4200lm 830 - lighting module
907272	TYTAN LED 1150mm 4500lm 840 - lighting module
907289	TYTAN LED 1150mm 7000/8600lm 830 - lighting module
907296	TYTAN LED 1150mm 7400/9000lm 840 - lighting module
907755	TYTAN LED 1450mm 5200lm 830 - lighting module
907760	TYTAN LED 1450mm 5500lm 840 - lighting module
907302	TYTAN LED 1450mm 6500/10300lm 830 - lighting module
907319	TYTAN LED 1450mm 7000/10900lm 840 - lighting module
908200	TYTAN LED. ATLAS LED. INDUSTRY LED - adjustable handle (set of 2)
907913	TYTAN LED. ATLAS LED - protective grid 1152mm
907920	TYTAN LED. ATLAS LED - protective grid 1432mm
16000507	Breathable gland gray M20*1.5 IP68
909009	TYTAN LED 1150mm 2300lm 830 - lighting module (2018.09)
909016	TYTAN LED 1150mm 2500lm 840 - lighting module (2018.09)
60000006	M16 stuffing box plug various PA black M-16 - BPM-21
80000378	Cable gland PG 13.5 Titanium PA 6.6 gray with nut
908231	TYTAN LED - holder
80000279	Gland. beam, Codar, soft polyvinyl chloride (PVC-P), gray

TYTAN LED

GENERAL CARD



TYTAN LED 1150mm 4200lm 830 - lighting module (907265)



TYTAN LED 1150mm 4500lm 840 - lighting module (907272)



TYTAN LED 1150mm 7000/8600lm 830 - lighting module (907289)




TYTAN LED 1150mm 7400/9000lm 840 - lighting module (907296)



TYTAN LED 1450mm 5200lm 830 - lighting module (907755)




TYTAN LED 1450mm 5500lm 840 - lighting module (907760)



TYTAN LED 1450mm 6500/10300lm 830 - lighting module (907302)



TYTAN LED 1450mm 7000/10900lm 840 - lighting module (907319)



TYTAN LED. ATLAS LED. INDUSTRY LED - adjustable handle (set of 2) (908200)



TYTAN LED. ATLAS LED - protective grid 1152mm (907913)



TYTAN LED. ATLAS LED - protective grid 1432mm (907920)



Breathable gland gray M20*1.5 IP68 (16000507)



TYTAN LED 1150mm 2300lm 830 - lighting module (2018.09) (909009)



TYTAN LED 1150mm 2500lm 840 - lighting module (2018.09) (909016)



M16 stuffing box plug various PA black M-16 - BPM-21 (60000006)

Card creation date: 20 October 2022

The company reserves the right to make design changes or upgrades in the presented product. Product data sheet does not constitute an offer. * Parameter tolerance is +/- 10%

 This product is a subject to electric and electronic waste equipment regulations (WEEE).

 Certificate CE - Nr: 161/2020