

# GAMMA LED BASIC

GENERAL CARD



## TECHNICAL PARAMETERS

<b>Ingress protection:</b>	IP54
<b>Impact resistance:</b>	IK10
<b>Nominal power [W]:</b>	8.00 - 13.00
<b>Luminous flux [lm]*:</b>	800 - 1500
<b>Colour temperature [K]:</b>	3000; 4000
<b>SDCM:</b>	≤ 3; ≤ 5
<b>Energy efficiency class:</b>	E; F
<b>Material of the body:</b>	PC; PP
<b>Diffuser material:</b>	PC
<b>Diffuser type:</b>	OPAL
<b>Optics material:</b>	PC
<b>Mounting version:</b>	surface
<b>Dimensions (H/W/T/S) [mm]:</b>	ø220/72; ø280/72;

## CHARACTERISTICS

Surface-mounted, round LED light fitting, ingress protection class IP54, and an integrated energy-saving light source LED. White base; diffuser made of impact-resistant PC provides even light distribution and ensures a high impact resistance class (IK10). Additional overvoltage protection (SP1kV).

## APPLICATION

Surface mounted fitting intended for indoor use in representative rooms and passageways (large conference halls, hotel corridors, studies). Designed for mounting on ceilings and walls. Wide range of diameters and two diffuser versions allow for the same fitting to be used in rooms with different parameters. Well suited to be used as a basic or general interior light source.

The luminaire is intended for indoor traffic zones included in table 5.1 of the EN12464 standard.

# GAMMA LED BASIC

GENERAL CARD

## AVAILABLE VERSIONS



Click index >>, to see details

### GAMMA LED BASIC 220

Nominal power [W]	Colour temperature [K]	Luminous flux [lm]*	Diffuser type	Motion sensor	Index
8	4000	800	OPAL		<a href="#">&gt;&gt; 226847</a>
8	4000	800	OPAL	yes	<a href="#">&gt;&gt; 226854</a>
8	4000	800	OPAL	yes	<a href="#">&gt;&gt; 226854/H</a>

### GAMMA LED BASIC 280

Nominal power [W]	Colour temperature [K]	Luminous flux [lm]*	Diffuser type	Motion sensor	Index
10	4000	1000	OPAL		<a href="#">&gt;&gt; 226779</a>
10	3000	850	OPAL		<a href="#">&gt;&gt; 226731</a>
10	4000	1000	OPAL	yes	<a href="#">&gt;&gt; 226878</a>
10	4000	1000	OPAL	yes	<a href="#">&gt;&gt; 226878/H</a>
10	3000	850	OPAL	yes	<a href="#">&gt;&gt; 226724</a>
13	4000	1500	OPAL		<a href="#">&gt;&gt; 226687</a>
13	4000	1500	OPAL	yes	<a href="#">&gt;&gt; 226694</a>
13	4000	1500	OPAL	yes	<a href="#">&gt;&gt; 226694/H</a>

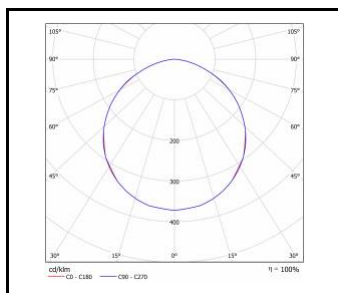
# GAMMA LED BASIC

---

GENERAL CARD

## LUMINOUS INTENSITY DISTRIB. CURVE

---




GAMMA LED

# GAMMA LED BASIC


GENERAL CARD

## ACCESSORIES AVAILABLE

index	Name
754951	Gamma LED Basic 280 1000lm 840 (10W) - light module
754968	Gamma LED Basic 280 1500lm 840 (13W) - light module



Gamma LED Basic 280 1000lm 840 (10W) - light module (754951)



Gamma LED Basic 280 1500lm 840 (13W) - light module (754968)

Card creation date: 27 May 2024

The company reserves the right to make design changes or upgrades in the presented product. Product data sheet does not constitute an offer. \* Parameter tolerance is +/- 10%

 This product is a subject to electric and electronic waste equipment regulations (WEEE).

 Certificate CE - Nr: 102/2021; 391/2023; 49/2020