

ILUMI SPOT

GENERAL CARD



TECHNICAL PARAMETERS

Rated power of the luminaire [W]*:	17.00; 30.00
Ingress protection:	IP67
Impact resistance:	IK10
Luminous flux [lm]*:	1390 - 4060
Colour temperature [K]:	3000; 4000
Material of the body:	aluminium
Colour of the body:	black
Beam angle [°]:	10; 30
Dimensions (H/W/T/S) [mm]:	f1194; f1130;

CHARACTERISTICS

The Ilumi Spot series has been designed using modern simulation methods to achieve the highest product quality. A product based on LEDs from the renowned American company CREE® IP67. The luminaire is made of ADC12 aluminium alloy. Round front. 5-year warranty. Power: 17W, 30W.

APPLICATION

ILUMI SPOT outdoor luminaires can be used to light and illuminate a wide range of places and objects, such as, but not limited to:

- * parks,
- * gardens,
- * monuments,
- * squares,
- * fountains.

ILUMI SPOT

GENERAL CARD

AVAILABLE VERSIONS



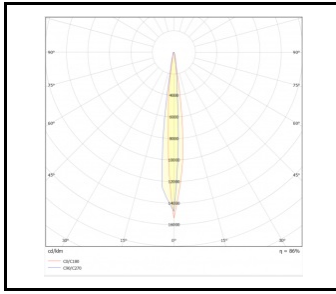
Click index >>, to see details

Rated power of the luminaire [W]*	Colour temperature [K]	Luminous flux [lm]*	Colour of the body	Beam angle [°]	Dimensions (H/W/T/S) [mm]	Index
17	3000	1390	black	10	fi130	>> 377143
17	3000	1390	black	30	fi130	>> 377150
17	4000	1450	black	10	fi130	>> 377167
17	4000	1450	black	30	fi130	>> 377174
30	3000	3700	black	10	fi194	>> 377105
30	3000	3700	black	30	fi194	>> 377112
30	4000	4060	black	10	fi194	>> 377129
30	4000	4060	black	30	fi194	>> 377136

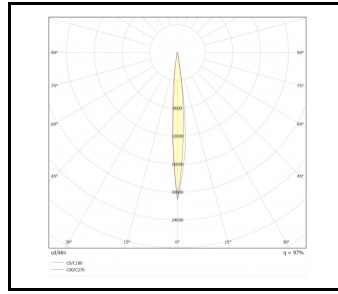
ILUMI SPOT

GENERAL CARD

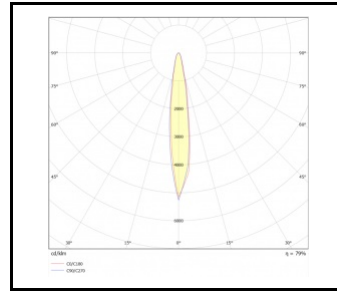
LUMINOUS INTENSITY DISTRIB. CURVE



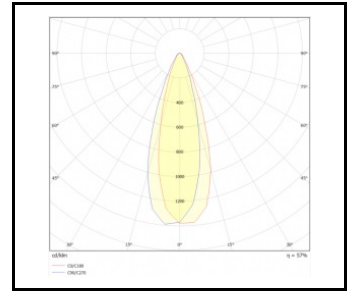
10°



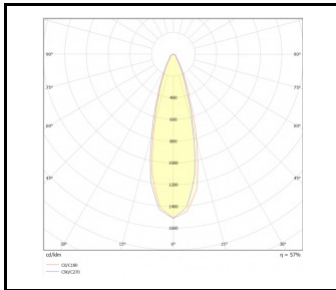
10°



10°



30°



30°

Card creation date: 02 January 2025

The company reserves the right to make design changes or upgrades in the presented product. Product data sheet does not constitute an offer. * Parameter tolerance is +/- 10%



This product is a subject to electric and electronic waste equipment regulations (WEEE).



Certificate CE - Nr: 79/2024