

INDO PLX LED EVO

GENERAL CARD



TECHNICAL PARAMETERS

Ingress protection:	IP20
Impact resistance:	IK07
Nominal power [W]:	34.00
Luminous flux [lm]*:	3450 - 3700
Colour temperature [K]:	3000; 4000
SDCM:	≤ 3
Energy efficiency class:	E
Material of the body:	powder coated steel
Colour of the body:	white
Diffuser material:	PMMA
Diffuser type:	OPAL
Mounting version:	recessed
Dimensions (H/W/T/S) [mm]:	106/595/595;
Warranty [years]:	5

CHARACTERISTICS

Recessed mounted square luminaire with an integrated energy-saving LED light source. Powder-coated steel body. The lens diffuser is made of metal sheet and opalized PMMA. It provides comfortable and soft light.


APPLICATION

A versatile indoor luminaire designed for office rooms and areas of general public use. Suitable as a general light source for all sorts of work that require optical focus. Dedicated for new applications and as a replacement of traditional T8 and T5 tube luminaires with energy-saving LED lamps

INDO PLX LED EVO

GENERAL CARD

AVAILABLE VERSIONS

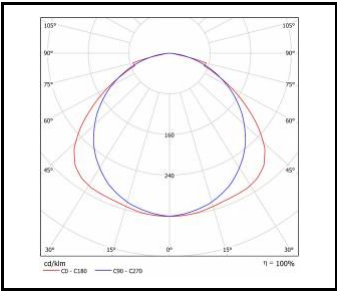
 Click index >>, to see details

Nominal power [W]	Colour temperature [K]	Luminous flux [lm]*	Diffuser type	DIMM DALI	Index
34	3000	3450	OPAL		>> 380952
34	3000	3450	OPAL	yes	>> 380945
34	4000	3700	OPAL		>> 380969
34	4000	3700	OPAL	yes	>> 380938

INDO PLX LED EVO

GENERAL CARD

LUMINOUS INTENSITY DISTRIB. CURVE



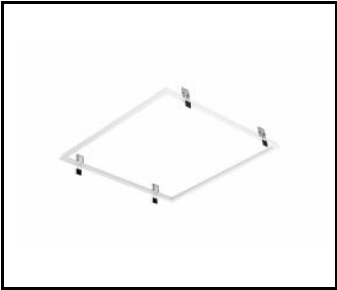
INDO LED P1 30W 4000K

INDO PLX LED EVO

GENERAL CARD

ACCESSORIES AVAILABLE

index	Name
999543	Plasterboard recessing kit 630x630 white (steel version)



Plasterboard recessing kit 630x630
white (steel version) (999543)

Card creation date:14 March 2025

The company reserves the right to make design changes or upgrades in the presented product. Product data sheet does not constitute an offer. * Parameter tolerance is +/- 10%

 This product is a subject to electric andelectronic waste equipment regulations (WEEE).

 Certificate CE - Nr: 367/2023; 77/2018