

CONTRA PLUS LED

GENERAL CARD



TECHNICAL PARAMETERS

Rated power [W] - range:	26-39
Luminous flux of the luminaire [lm] - range:	3200-4900; 3600-5500
Colour temperature [K] - range:	4000/3000
Ingress protection:	IP40/IP20; IP44/IP20
Impact resistance:	IK03
Color rendering index (Ra) >:	80
Electrical protection class:	II
Colour of the body:	white
Diffuser material:	PMMA
Diffuser type:	PRM; matt podtynkowy, natynkowy z akcesorium, zwieszany z akcesorium; recessed.
Mounting version:	surface-mounted with accessory, suspended with accessories
Dimensions (H/W/T/S) [mm]:	595/595/39; 1195/295/39;
SDCM:	2 (4000K), SDCM 1 (3000K)

CHARACTERISTICS

Contra Plus LED versatile LED panel characterised by its low, slim profile and elegant design. Adapted for flush-mounted installation in modular ceilings, surface-mounted or suspended using an additional frame (available as an accessory). Luminaire with integrated energy-saving LED module, made of white painted aluminium profile, equipped with structured multi-layer PMMA MAT or PRM shade for perfect light diffusion.

MULTI version. Choose from 2 light colours (3000K and 4000K) and 8 brightness levels in one LED panel thanks to the built-in switch.

APPLICATION

The luminaire is intended for indoor use in office (offices, conference rooms) or representative use (hotels, restaurants); illumination of public facilities, including hospitals, educational facilities, offices, halls, garages, passageways, warehouses, shops, as well as in the food industry and food-related retail and service facilities. The unique design and excellent light performance enable CONTRA PLUS LED to be used as the main source of light, also for work that requires visual focus. The lamp is suitable for both new applications and the replacement of traditional T8 and T5 luminaires with energy-efficient LED solutions.

CONTRA PLUS LED

GENERAL CARD

AVAILABLE VERSIONS



Click index >>, to see details

CONTRA PLUS LED IP40/IP20

Rated power [W] - range	Colour temperature [K] - range	Luminous flux of the luminaire [lm] - range	Diffuser type	UGR (4H8H)	DIMM DALI	Dimensions (H/W/T/S) [mm]	Index
26-39	4000/3000	3200-4900	matt			1195/295/39	>> 374777
26-39	4000/3000	3200-4900	matt		yes	1195/295/39	>> 374814
26-39	4000/3000	3200-4900	matt			595/595/39	>> 374753
26-39	4000/3000	3200-4900	matt		yes	595/595/39	>> 374791
26-39	4000/3000	3600-5500	PRM	<19		1195/295/39	>> 374784
26-39	4000/3000	3600-5500	PRM	<19	yes	1195/295/39	>> 374821
26-39	4000/3000	3600-5500	PRM	<19		595/595/39	>> 374760
26-39	4000/3000	3600-5500	PRM	<19	yes	595/595/39	>> 374807

CONTRA PLUS LED IP44/IP20


Rated power [W] - range	Colour temperature [K] - range	Luminous flux of the luminaire [lm] - range	Diffuser type	UGR (4H8H)	DIMM DALI	Dimensions (H/W/T/S) [mm]	Index
26-39	4000/3000	3200-4900	matt			1195/295/39	>> 375651
26-39	4000/3000	3200-4900	matt		yes	1195/295/39	>> 375668
26-39	4000/3000	3200-4900	matt			595/595/39	>> 375682
26-39	4000/3000	3200-4900	matt		yes	595/595/39	>> 375699

CONTRA PLUS LED

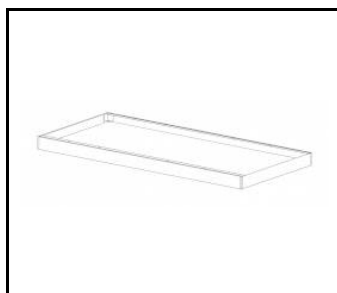
GENERAL CARD

ACCESSORIES AVAILABLE

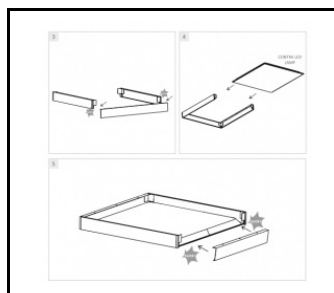
index	Name
998966	Frame steel white structure RAL9016 600x600 SM "well effect"
374708	CONTRA LED surface-mounted frame CLICK 1200x300x65mm
374715	CONTRA LED surface-mounted frame CLICK 600x600x65mm
374845	Frame adapter KG 635x635 WHITE
374852	Frame adapter KG 1235x335 WHITE
374692	CONTRA LED suspension system 1200x300
374739	CONTRA LED - suspension system 1200x300 DALI
374685	CONTRA LED suspension system 600x600
374722	CONTRA LED suspension system 600x600 DALI
374838	CONTRA LED MOUNTING CLIPS IN KG (4PCS)
761294	Emergency module 2W/10-50V Li-ION EMG-A-Li-2L 3h 3.6V 2.5Ah AT - CONTRA (GKO)




Frame steel white structure RAL9016 600x600 SM "well effect" (998966)



CONTRA LED surface-mounted frame CLICK 1200x300x65mm (374708)



CONTRA LED surface-mounted frame CLICK 600x600x65mm (374715)



Frame adapter KG 635x635 WHITE (374845)



CONTRA LED suspension system 1200x300 (374692)




CONTRA LED suspension system 600x600 (374685)

CONTRA PLUS LED

GENERAL CARD

Mounting version:
recessed



Frame for surface
mounting



Card creation date: 08 May 2026

The company reserves the right to make design changes or upgrades in the presented product. Product data sheet does not constitute an offer. * Parameter tolerance is +/- 10%




This product is a subject to electric and electronic waste equipment regulations (WEEE).



Certificate CE - Nr: 105/2024; 27/2025

Frame for surface
mounting



Mounting version:
suspended

