

SQ 160 LED PLUS P

GENERAL CARD



TECHNICAL PARAMETERS

Ingress protection:	IP44/IP20
Nominal power [W]:	17.00; 21.00
Impact resistance:	IK08
Luminous flux [lm]*:	1700 - 2900
Colour temperature [K]:	3000; 4000
Colour rendering index:	>80
SDCM:	≤ 3
Electrical protection class:	II
Energy efficiency class:	D; E; F
Material of the body:	ABS
Colour of the body:	white
Diffuser material:	PC
Diffuser type:	MAT; OPAL; PRM
Mounting version:	recessed
Dimensions (H/W/T/S) [mm]:	158/158/78;

CHARACTERISTICS

SQ 160 LED PLUS P is a new line of square luminaires. The construction, designed from scratch, introduces new solutions ensuring excellent lighting parameters. The body is made of plastic, therefore it is characterized by low weight. The diffuser provides excellent light transmission. The integrated LED module guarantees low power consumption and all the advantages of modern LED light sources.

APPLICATION

Recessed-mounted luminaire with the possibility of flush mounting in modular ceilings and in plasterboard ceilings (using plasterboard recessing kit) is especially recommended for offices, spacious corridors and public spaces.

SQ 160 LED PLUS P

GENERAL CARD

AVAILABLE VERSIONS



Click index >>, to see details

SQ 160 LED PLUS P 17W

Nominal power [W]	Luminous flux [lm]*	Colour temperature [K]	Diffuser type	Beam angle [°]	Control	DIMM DALI	Index
17	1700	3000	MAT	110			>> 572043
17	1700	3000	MAT	110	DALI	yes	>> 572067
17	1800	4000	MAT	110			>> 571862
17	1800	4000	MAT	110	DALI	yes	>> 571886
17	1900	3000	OPAL	75			>> 572197
17	1900	3000	OPAL	75	DALI	yes	>> 572210
17	2050	4000	OPAL	75			>> 571985
17	2050	4000	OPAL	75	DALI	yes	>> 572005
17	2100	3000	PRM	115			>> 572104
17	2100	3000	PRM	115	DALI	yes	>> 572128
17	2200	4000	PRM	115			>> 571923
17	2200	4000	PRM	115	DALI	yes	>> 571947

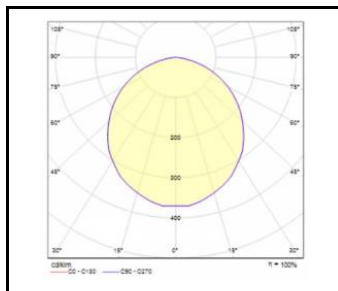
SQ 160 LED PLUS P 21W

Nominal power [W]	Luminous flux [lm]*	Colour temperature [K]	Diffuser type	Beam angle [°]	Control	DIMM DALI	Index
21	2300	3000	MAT	110			>> 572074
21	2300	3000	MAT	110	DALI	yes	>> 572098
21	2450	4000	MAT	110			>> 571893
21	2450	4000	MAT	110	DALI	yes	>> 571916
21	2600	3000	OPAL	75			>> 572227
21	2600	3000	OPAL	75	DALI	yes	>> 572241
21	2750	4000	OPAL	75			>> 572012
21	2750	4000	OPAL	75	DALI	yes	>> 572036
21	2750	3000	PRM	115			>> 572135
21	2750	3000	PRM	115	DALI	yes	>> 572159
21	2900	4000	PRM	115			>> 571954
21	2900	4000	PRM	115	DALI	yes	>> 571978

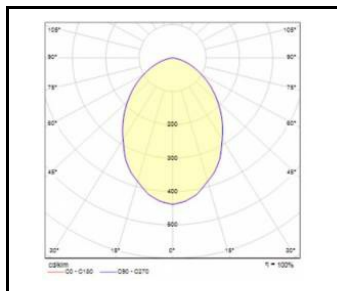
SQ 160 LED PLUS P

GENERAL CARD

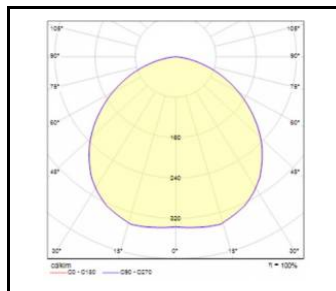
LUMINOUS INTENSITY DISTRIB. CURVE



SQ MAT



SQ OPAL



SQ PRM

SQ 160 LED PLUS P

GENERAL CARD

ACCESSORIES AVAILABLE

index	Name
998942	Frame square 220 for SQ160 white RAL9016 structure



Frame square 220 for SQ160 white
RAL9016 structure (998942)

Card creation date: 09 January 2025

The company reserves the right to make design changes or upgrades in the presented product. Product data sheet does not constitute an offer. * Parameter tolerance is +/- 10%



This product is a subject to electric and electronic waste equipment regulations (WEEE).



Certificate CE - Nr: 14/2024