

# SQ 600 LED

GENERAL CARD



## TECHNICAL PARAMETERS

<b>Ingress protection:</b>	IP44/IP20
<b>Nominal power [W]:</b>	18.00 - 73.00
<b>Luminous flux [lm]*:</b>	2650 - 10900
<b>Colour rendering index:</b>	>80
<b>SDCM:</b>	≤ 3; ≤ 5
<b>Energy efficiency class:</b>	C; D; E; F
<b>Material of the body:</b>	ABS
<b>Diffuser material:</b>	PS
<b>Diffuser type:</b>	OPAL; PRM
<b>Mounting version:</b>	recessed mounted in modular ceiling possible; surface mounted
<b>Dimensions (H/W/T/S) [mm]:</b>	592/592/44;

## CHARACTERISTICS

SQ 600 LED is a new line of square luminaires. The construction, designed from scratch, introduces new solutions ensuring excellent lighting parameters. The body is made of plastic, therefore it is characterized by low weight. The diffuser provides excellent light transmission. The integrated LED module guarantees low power consumption and all the advantages of modern LED light sources.

The luminaire is available in 2 versions:

- with OPAL diffuser - providing soft light;
- with PRM diffuser - with higher luminous efficiency and low glare UGR <19 (18W, 24W, 32W versions).

Available options:

- RCR sensor - sensor used for motion detection, without twilight detection option; uses microwaves for detection (active sensor),
- control in the DALI standard,
- CORRIDOR corridor function (RCR + DALI).

The ingress protection- depends on the method of installation:

- surface mounted - IP20,
- flush-mounted - IP44/20.

## APPLICATION

Surface-mounted luminaire with the possibility of flush mounting in modular ceilings and in plasterboard ceilings (using plasterboard recessing kit) is especially recommended for offices, spacious corridors and public spaces.

# SQ 600 LED

GENERAL CARD

## AVAILABLE VERSIONS



Click index >>, to see details

### SQ 600 LED OPAL

Nominal power [W]	Colour temperature [K]	Luminous flux [lm]*	Diffuser type	UGR (4H8H)	Motion sensor	DIMM DALI	Corridor function	Colour of the body	Index
29	3000	2900	OPAL			yes		white	<a href="#">&gt;&gt; 668036</a>
29	3000	2900	OPAL					white	<a href="#">&gt;&gt; 668012</a>
29	3000	2900	OPAL		yes			white	<a href="#">&gt;&gt; 668050</a>
29	4000	3100	OPAL			yes		white	<a href="#">&gt;&gt; 668029</a>
29	4000	3100	OPAL					white	<a href="#">&gt;&gt; 668005</a>
29	4000	3100	OPAL		yes			white	<a href="#">&gt;&gt; 668043</a>
29	4000	3100	OPAL		yes	yes	yes	white	<a href="#">&gt;&gt; 668067</a>
29	3000	2900	OPAL			yes		black mat	<a href="#">&gt;&gt; 668104</a>
29	3000	2900	OPAL					black mat	<a href="#">&gt;&gt; 668081</a>
29	3000	2900	OPAL		yes			black mat	<a href="#">&gt;&gt; 668128</a>
29	4000	3100	OPAL			yes		black mat	<a href="#">&gt;&gt; 668098</a>
29	4000	3100	OPAL					black mat	<a href="#">&gt;&gt; 668074</a>
29	4000	3100	OPAL		yes			black mat	<a href="#">&gt;&gt; 668111</a>
37	3000	3500	OPAL			yes		white	<a href="#">&gt;&gt; 668166</a>
37	3000	3500	OPAL					white	<a href="#">&gt;&gt; 668142</a>
37	3000	3500	OPAL		yes			white	<a href="#">&gt;&gt; 668180</a>
37	4000	3700	OPAL			yes		white	<a href="#">&gt;&gt; 668159</a>
37	4000	3700	OPAL					white	<a href="#">&gt;&gt; 668135</a>
37	4000	3700	OPAL		yes	yes	yes	white	<a href="#">&gt;&gt; 668197</a>
37	4000	3700	OPAL		yes			white	<a href="#">&gt;&gt; 668173</a>
37	3000	3500	OPAL			yes		black mat	<a href="#">&gt;&gt; 668234</a>
37	3000	3500	OPAL					black mat	<a href="#">&gt;&gt; 668210</a>
37	3000	3500	OPAL		yes			black mat	<a href="#">&gt;&gt; 668258</a>
37	4000	3700	OPAL			yes		black mat	<a href="#">&gt;&gt; 668227</a>
37	4000	3700	OPAL					black mat	<a href="#">&gt;&gt; 668203</a>
37	4000	3700	OPAL		yes			black mat	<a href="#">&gt;&gt; 668241</a>
45	3000	4100	OPAL			yes		white	<a href="#">&gt;&gt; 668296</a>
45	3000	4100	OPAL		yes			white	<a href="#">&gt;&gt; 668319</a>
45	4000	4400	OPAL			yes		white	<a href="#">&gt;&gt; 668289</a>
45	4000	4400	OPAL					white	<a href="#">&gt;&gt; 668265</a>
45	4000	4400	OPAL		yes	yes	yes	white	<a href="#">&gt;&gt; 668326</a>
45	4000	4400	OPAL		yes			white	<a href="#">&gt;&gt; 668302</a>
45	3000	4100	OPAL			yes		black mat	<a href="#">&gt;&gt; 668364</a>

# SQ 600 LED

## GENERAL CARD

Nominal power [W]	Colour temperature [K]	Luminous flux [lm]*	Diffuser type	UGR (4H8H)	Motion sensor	DIMM DALI	Corridor function	Colour of the body	Index
45	3000	4100	OPAL					black mat	<a href="#">&gt;&gt; 668340</a>
45	3000	4100	OPAL		yes			black mat	<a href="#">&gt;&gt; 668388</a>
45	4000	4400	OPAL			yes		black mat	<a href="#">&gt;&gt; 668357</a>
45	4000	4400	OPAL					black mat	<a href="#">&gt;&gt; 668333</a>
45	4000	4400	OPAL		yes			black mat	<a href="#">&gt;&gt; 668371</a>

## SQ 600 LED PRM

Nominal power [W]	Colour temperature [K]	Luminous flux [lm]*	Diffuser type	UGR (4H8H)	Motion sensor	DIMM DALI	Corridor function	Colour of the body	Index
18	3000	2650	PRM	<19		yes		white	<a href="#">&gt;&gt; 668425</a>
18	3000	2650	PRM	<19				white	<a href="#">&gt;&gt; 668401</a>
18	3000	2650	PRM	<19	yes			white	<a href="#">&gt;&gt; 668449</a>
18	4000	2800	PRM	<19		yes		white	<a href="#">&gt;&gt; 668418</a>
18	4000	2800	PRM	<19	yes			white	<a href="#">&gt;&gt; 668432</a>
18	4000	2800	PRM	<19				white	<a href="#">&gt;&gt; 668395</a>
18	3000	2650	PRM	<19		yes		black mat	<a href="#">&gt;&gt; 668487</a>
18	3000	2650	PRM	<19				black mat	<a href="#">&gt;&gt; 668463</a>
18	3000	2650	PRM	<19	yes			black mat	<a href="#">&gt;&gt; 668500</a>
18	4000	2800	PRM	<19		yes		black mat	<a href="#">&gt;&gt; 668470</a>
18	4000	2800	PRM	<19				black mat	<a href="#">&gt;&gt; 668456</a>
18	4000	2800	PRM	<19	yes			black mat	<a href="#">&gt;&gt; 668494</a>
24	3000	3400	PRM	<19		yes		white	<a href="#">&gt;&gt; 668906</a>
24	3000	3400	PRM	<19				white	<a href="#">&gt;&gt; 668883</a>
24	3000	3400	PRM	<19	yes			white	<a href="#">&gt;&gt; 668920</a>
24	4000	3700	PRM	<19		yes		white	<a href="#">&gt;&gt; 668890</a>
24	4000	3700	PRM	<19				white	<a href="#">&gt;&gt; 668876</a>
24	4000	3700	PRM	<19	yes			white	<a href="#">&gt;&gt; 668913</a>
24	3000	3400	PRM	<19		yes		black mat	<a href="#">&gt;&gt; 668968</a>
24	3000	3400	PRM	<19				black mat	<a href="#">&gt;&gt; 668944</a>
24	3000	3400	PRM	<19	yes			black mat	<a href="#">&gt;&gt; 668982</a>
24	4000	3700	PRM	<19		yes		black mat	<a href="#">&gt;&gt; 668951</a>
24	4000	3700	PRM	<19				black mat	<a href="#">&gt;&gt; 668937</a>
24	4000	3700	PRM	<19	yes			black mat	<a href="#">&gt;&gt; 668975</a>
32	3000	4400	PRM	≤ 19		yes		white	<a href="#">&gt;&gt; 668548</a>
32	3000	4400	PRM	≤ 19				white	<a href="#">&gt;&gt; 668524</a>
32	3000	4400	PRM	≤ 19	yes			white	<a href="#">&gt;&gt; 668562</a>
32	4000	4700	PRM	≤ 19		yes		white	<a href="#">&gt;&gt; 668531</a>
32	4000	4700	PRM	≤ 19				white	<a href="#">&gt;&gt; 668517</a>
32	4000	4700	PRM	≤ 19	yes			white	<a href="#">&gt;&gt; 668555</a>

# SQ 600 LED

## GENERAL CARD

Nominal power [W]	Colour temperature [K]	Luminous flux [lm]*	Diffuser type	UGR (4H8H)	Motion sensor	DIMM DALI	Corridor function	Colour of the body	Index
32	3000	4400	PRM	≤ 19		yes		black mat	<a href="#">&gt;&gt; 668609</a>
32	3000	4400	PRM	≤ 19				black mat	<a href="#">&gt;&gt; 668586</a>
32	3000	4400	PRM	≤ 19	yes			black mat	<a href="#">&gt;&gt; 668623</a>
32	4000	4700	PRM	≤ 19		yes		black mat	<a href="#">&gt;&gt; 668593</a>
32	4000	4700	PRM	≤ 19				black mat	<a href="#">&gt;&gt; 668579</a>
32	4000	4700	PRM	≤ 19	yes			black mat	<a href="#">&gt;&gt; 668616</a>
42	3000	5600	PRM			yes		white	<a href="#">&gt;&gt; 668661</a>
42	3000	5600	PRM					white	<a href="#">&gt;&gt; 668647</a>
42	3000	5600	PRM		yes			white	<a href="#">&gt;&gt; 668685</a>
42	4000	6000	PRM			yes		white	<a href="#">&gt;&gt; 668654</a>
42	4000	6000	PRM					white	<a href="#">&gt;&gt; 668630</a>
42	4000	6000	PRM		yes			white	<a href="#">&gt;&gt; 668678</a>
42	6500	6000	PRM			yes		white	<a href="#">&gt;&gt; 389511</a>
42	3000	5600	PRM			yes		black mat	<a href="#">&gt;&gt; 668722</a>
42	3000	5600	PRM					black mat	<a href="#">&gt;&gt; 668708</a>
42	3000	5600	PRM		yes			black mat	<a href="#">&gt;&gt; 668746</a>
42	4000	6000	PRM			yes		black mat	<a href="#">&gt;&gt; 668715</a>
42	4000	6000	PRM					black mat	<a href="#">&gt;&gt; 668692</a>
42	4000	6000	PRM		yes			black mat	<a href="#">&gt;&gt; 668739</a>
52	3000	6350	PRM			yes		white	<a href="#">&gt;&gt; 669026</a>
52	3000	6350	PRM					white	<a href="#">&gt;&gt; 669002</a>
52	3000	6350	PRM		yes			white	<a href="#">&gt;&gt; 669040</a>
52	4000	6800	PRM			yes		white	<a href="#">&gt;&gt; 669019</a>
52	4000	6800	PRM					white	<a href="#">&gt;&gt; 668999</a>
52	4000	6800	PRM		yes			white	<a href="#">&gt;&gt; 669033</a>
52	3000	6350	PRM			yes		black mat	<a href="#">&gt;&gt; 669088</a>
52	3000	6350	PRM					black mat	<a href="#">&gt;&gt; 669064</a>
52	3000	6350	PRM		yes			black mat	<a href="#">&gt;&gt; 669101</a>
52	4000	6800	PRM			yes		black mat	<a href="#">&gt;&gt; 669071</a>
52	4000	6800	PRM					black mat	<a href="#">&gt;&gt; 669057</a>
52	4000	6800	PRM		yes			black mat	<a href="#">&gt;&gt; 669095</a>
60	4000	8400	PRM			yes		white	<a href="#">&gt;&gt; 668760</a>
60	4000	8400	PRM					white	<a href="#">&gt;&gt; 668753</a>
60	4000	8400	PRM		yes			white	<a href="#">&gt;&gt; 668777</a>
60	4000	8400	PRM			yes		black mat	<a href="#">&gt;&gt; 668791</a>
60	4000	8400	PRM					black mat	<a href="#">&gt;&gt; 668784</a>
60	4000	8400	PRM		yes			black mat	<a href="#">&gt;&gt; 668807</a>
73	4000	10900	PRM			yes		white	<a href="#">&gt;&gt; 668821</a>

# SQ 600 LED

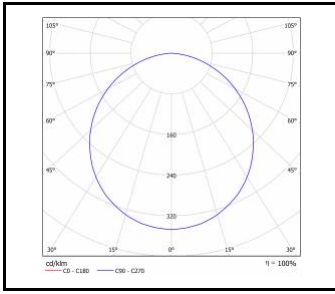
## GENERAL CARD

Nominal power [W]	Colour temperature [K]	Luminous flux [lm]*	Diffuser type	UGR (4H8H)	Motion sensor	DIMM DALI	Corridor function	Colour of the body	Index
73	4000	10900	PRM					white	<a href="#">&gt;&gt; 668814</a>
73	4000	10900	PRM		yes			white	<a href="#">&gt;&gt; 668838</a>
73	4000	10900	PRM			yes		black mat	<a href="#">&gt;&gt; 668852</a>
73	4000	10900	PRM					black mat	<a href="#">&gt;&gt; 668845</a>
73	4000	10900	PRM		yes			black mat	<a href="#">&gt;&gt; 668869</a>

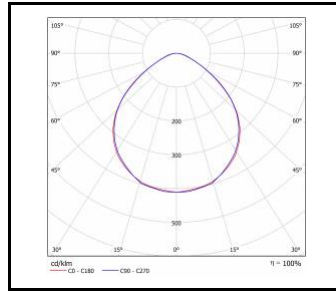
# SQ 600 LED

## GENERAL CARD

### LUMINOUS INTENSITY DISTRIB. CURVE



SQ 600 LED OPAL



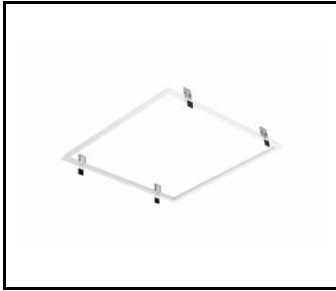
SQ 600 LED PRM

# SQ 600 LED


GENERAL CARD

## ACCESSORIES AVAILABLE

index	Name
<a href="#">999543</a>	Plasterboard recessing kit 630x630 white (steel version)
<a href="#">998966</a>	Frame steel white structure RAL9016 600x600 SM "well effect"
<a href="#">374845</a>	Frame adapter KG 635x635 WHITE
<a href="#">978395</a>	Installation kit SQ 600 Ceiling system H40 100x100



Plasterboard recessing kit 630x630 white (steel version) (999543)



Frame steel white structure RAL9016 600x600 SM "well effect" (998966)

Card creation date: 03 January 2025

The company reserves the right to make design changes or upgrades in the presented product. Product data sheet does not constitute an offer. \* Parameter tolerance is +/- 10%



This product is a subject to electric and electronic waste equipment regulations (WEEE).



Certificate CE - Nr: 110/2023; 44/2023

