


PLANO LED EVO PRM 595MM 3700LM 840 IP40/20 II KL. PS WHITE (36W)

DETAILED CARD



TECHNICAL PARAMETERS

Index:	552304
Ingress protection:	IP40/IP20
Impact resistance:	IK07
Nominal power [W]:	36
Luminous flux [lm]*:	3700
Colour rendering index:	>80
SDCM:	≤ 3
Energy efficiency class:	E
Material of the body:	aluminium
Diffuser material:	PS

CHARACTERISTICS

Versatile LED luminaire characterized by low profile with smooth and elegant design, for recessed modular ceiling systems. Luminaire with built-in energy saving LED light source, made from aluminium (white colour), equipped with multilayer PS diffuser OPAL or PRM providing perfect light dispersion and low glare (**UGR<19** for PRM). Mounting method: recessed and surface mounted - using a frame (available as an accessory).

APPLICATION

Luminaire for indoor application in offices (studies, conference rooms) or general use in representative areas. Unique design and perfect lighting parameters allow applying PLANO LED EVO as the main light source even when the work requires eyesight concentration. It is appropriate for new applications as well as for replacing conventional T8 & T5 fittings with energy-saving LED solutions. Designed to be mounted in modular ceiling 600x600.

PLANO LED EVO PRM 595MM 3700LM 840 IP40/20 II KL. PS WHITE (36W)

DETAILED CARD


TECHNICAL PARAMETERS TABLE

Nominal power [W]:	36	Diffuser material:	PS
Index:	552304	Diffuser colour:	white
Colour temperature [K]:	4000	Material of the body:	aluminium
EAN:	5905963552304	Colour of the body:	white
Luminous flux [lm]:	3700	Impact resistance:	IK07
Light source:	LED module	Ingress protection:	IP40/IP20
Diffuser type:	PRM	Mounting version:	recessed, surface
Rated power of the luminaire [W]:	36	Working temperature [°C]:	from -20 to +35
Supply voltage [V]:	220-240	Net weight [kg]:	1.650
Frequency [Hz]:	50 - 60	Category type:	louvres
UGR (4H8H):	<19	LED lifespan L70B50 [h]:	54000
Dimensions (H/W/T/S) [mm]:	595/595/9	LED lifespan L80B20 [h]:	45000
Luminous efficacy [lm/W]:	101	LED lifespan L90B10 [h]:	22000
Energy efficiency class:	E	Photobiological safety:	RG0 - exempt (no photobiological hazard)
Electrical protection class:	II	ETIM class:	EC002892
Colour rendering index:	>80	Warranty [years]:	2
SDCM:	≤ 3	CE certificate:	365/2023
Power factor:	0.90	PZH certificate:	B-BK-60212-0295/20
		Manual:	Download PDF
		Plik LDT:	

TECHNICAL DETAILS



PLANO LED EVO 1




PLANO LED EVO DETAL 2

PLANO LED EVO PRM 595MM 3700LM 840 IP40/20 II KL. PS WHITE (36W)

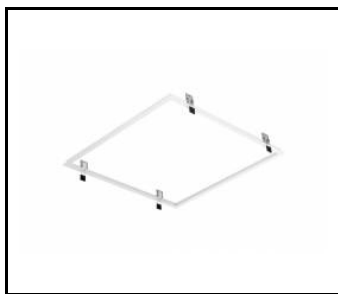
DETAILED CARD

ACCESSORIES AVAILABLE


index	Name
314766	PLANO LED Frame for surface mounting CLICK type (600mm x 600mm x 43mm)
999543	Plasterboard recessing kit 630x630 white (steel version)
552397	PLANO LED EVO - plasterboard clip set (4pcs)
552403	PLANO LED EVO - hanging string set (4pcs)
552410	PLANO LED EVO - surface frame 600x600x43
552427	PLANO LED EVO - surface frame 1200x300x43
374845	Frame adapter KG 635x635 WHITE
998966	Frame steel white structure RAL9016 600x600 SM "well effect"
998973	Frame steel white gloss RAL9016 600x600 SM "well effect"




PLANO LED Frame for surface mounting CLICK type (600mm x 600mm x 43mm) (314766)



Plasterboard recessing kit 630x630 white (steel version) (999543)



Frame steel white structure RAL9016 600x600 SM "well effect" (998966)



Frame steel white gloss RAL9016 600x600 SM "well effect" (998973)

Card creation date: 21 January 2025

The company reserves the right to make design changes or upgrades in the presented product. Product data sheet does not constitute an offer. * Parameter tolerance is +/- 10%



This product is a subject to electric and electronic waste equipment regulations (WEEE).



Certificate CE - Nr: 365/2023