


TERRA 2 LED P 595X595MM X4 830 WHITE MAT (MULTIWATT 40-49W)

DETAILED CARD



TECHNICAL PARAMETERS

Index:	240126
Ingress protection:	IP20
Colour temperature [K]:	3000
Colour rendering index:	>80
SDCM:	≤ 3
Material of the body:	powder coated steel
Beam angle [°]:	90
Supply voltage [V]:	220-240
Working temperature [°C]:	from -20 to +35
Warranty [years]:	5

CHARACTERISTICS

Square LED luminaire with high total luminous Flux. Made of powder-coated white steel sheet. The luminaire has a patented HE reflector installed, which ensures efficiency and effectively eliminates glare. Available mounting versions: surface mounted, surface mounted on neodymium magnets (magnet ver. / N-MAG), flush-mounted in modular or KG ceilings (using an adapter) or suspended. In the surface-mounted version, solutions influencing the speed and safety of installation were used. In addition, the versions with neodymium magnets shorten the installation time of surface-mounted versions to an absolute minimum.

The MULTI luminaire version allows individual configuration: thanks to the built-in micoswitch, it is possible to choose one of three settings (nominal power of the fitting [W] / luminous flux of the fitting [lm]).

UGR <19

Unified Glare Rating is an indicator characterizing glare. The lower the Unified Lighting Rating Index (UGR), the lower the glare. In the case of luminaires designed for office spaces, UGR <19, among others improves comfort of work, reduces errors and fatigue. The UGR value also depends on many factors characterizing the room and the location of the observer. Special computer programs should be used to precisely determine the degree of glare for specific conditions.

APPLICATION

General purpose recessed luminaire for indoor application in offices or other utility rooms. Appropriate as the main light source even when the work requires eyesight concentration.

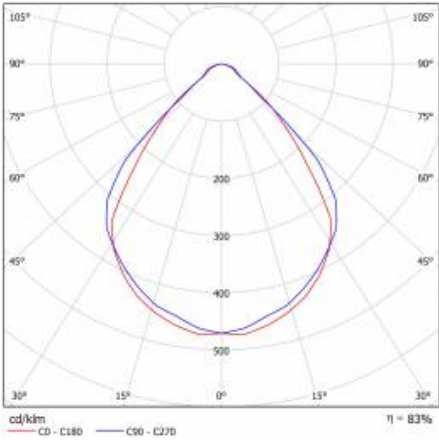
TERRA 2 LED P 595X595MM X4 830 WHITE MAT (MULTIWATT 40-49W)

DETAILED CARD

TECHNICAL PARAMETERS TABLE

Index:	240126	Colour of the body:	white mat
Light source:	LED module	Dimensions (H/W/T/S) [mm]:	595/595/32
Nominal power [W] - range:	40/44/49	Ingress protection:	IP20
Rated power of the luminaire [W]:	53	Mounting version:	recessed
Luminous flux of the luminaire [lm] - range:	4500/4900/5050	Working temperature [°C]:	from -20 to +35
Supply voltage [V]:	220-240	Category type:	louvres
Frequency [Hz]:	50 - 60	Version:	4x1
Energy efficiency class:	A+	LED lifespan L70B50 [h]:	132000
Electrical protection class:	II	LED lifespan L80B20 [h]:	84000
Colour temperature [K]:	3000	LED lifespan L90B10 [h]:	42000
Colour rendering index:	>80	Photobiological safety:	Risk Group 1 (no photobiological hazard under normal behavioral limitation)
SDCM:	≤ 3	Warranty [years]:	5
Power factor:	0.96	CE certificate:	289/2023
Optics:	HE	Manual:	Download PDF
Material of the body:	powder coated steel		

LIGHT CURVES



TERRA 2 LED P 595X595MM X4 830 WHITE MAT (MULTIWATT 40-49W)

DETAILED CARD

TECHNICAL DETAILS




TERRA 2 LED

TERRA 2 LED P 595X595MM X4 830 WHITE MAT (MULTIWATT 40-49W)


DETAILED CARD

ACCESSORIES AVAILABLE

index	Name
374845	Frame adapter KG 635x635 WHITE
998966	Frame steel white structure RAL9016 600x600 SM "well effect"
998973	Frame steel white gloss RAL9016 600x600 SM "well effect"



Frame steel white structure RAL9016
600x600 SM "well effect" (998966)



Frame steel white gloss RAL9016
600x600 SM "well effect" (998973)

Card creation date:19 June 2024

The company reserves the right to make design changes or upgrades in the presented product. Product data sheet does not constitute an offer. * Parameter tolerance is +/- 10%

 This product is a subject to electric andelectronic waste equipment regulations (WEEE).

 Certificate CE - Nr: 289/2023



Lena Lighting S.A.
ul. Kórnicka 52, 63-000 Środa Wielkopolska
tel. +48 61 28 60 333 (Pn-Pt, 8-16), e-mail: hello@lenalighting.pl, www.lenalighting.pl