

QUEST PLUS LED L ASW 27000LM I KL. IP66 757 SP10KV (200W)

DETAILED CARD



TECHNICAL PARAMETERS

| | |
|------------------------------|--------|
| Index: | 396564 |
| Ingress protection: | IP66 |
| Impact resistance: | IK10 |
| Nominal power [W]: | 200 |
| Luminous flux [lm]*: | 27000 |
| Colour temperature [K]: | 5700 |
| Colour rendering index: | >70 |
| SDCM: | ≤ 3 |
| Electrical protection class: | I |
| Energy efficiency class: | D |

CHARACTERISTICS

High-quality floodlight with inbuilt LED source. The body is made of die-cast aluminium, powder coated in grey (RAL 9006), and the mounting bracket is made of black-painted steel. The diffuser is made of 5 mm thick tempered glass. It is equipped with directional lens matrices with 3 different light distributions: symmetrical (120°), asymmetric narrow ASN (30°) and asymmetric wide ASW (55°). Non-corrosive mounting bracket allowing for adjustment angles between -160° to +165°. The luminaire is available in 2 sizes: M and L. Standard equipped with 0.1m long H07RN-F cable and IP66 quick connector.

APPLICATION

The fitting is dedicated for lighting elevations and billboards. Wide range of accessories available: protective net, grip for the lighting pole, wall bracket.

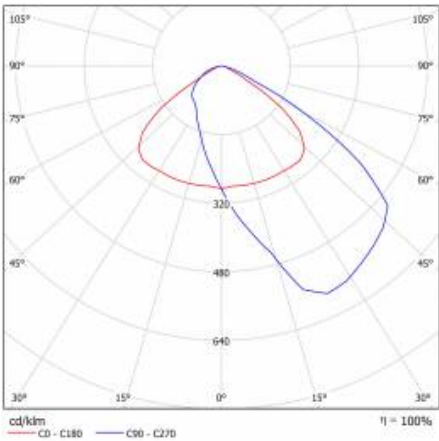
QUEST PLUS LED L ASW 27000LM I KL. IP66 757 SP10KV (200W)

DETAILED CARD

TECHNICAL PARAMETERS TABLE

| | | | |
|-----------------------------------|----------------|-----------------------------|---|
| Nominal power [W]: | 200 | Optics material: | PMMA |
| Light source: | LED module | Optics: | matrix lens |
| Colour temperature [K]: | 5700 | Material of the body: | aluminium |
| Luminous flux [lm]: | 27000 | Colour of the body: | grey |
| Rated power of the luminaire [W]: | 219.26 | Mounting dimensions [mm]: | 80 |
| Supply voltage [V]: | 220-240 | Impact resistance: | IK10 |
| Light distribution type: | asymmetric ASW | Ingress protection: | IP66 |
| Frequency [Hz]: | 50 - 60 | Working temperature [°C]: | from -30 to +35 |
| Beam angle [°]: | 55 | Tilt angle adjustment [°]: | from -160 to +165 |
| Version: | L | Lateral surface (SCx) [m2]: | 0.160 |
| Dimensions (H/W/T/S) [mm]: | 396/447/35 | Net weight [kg]: | 5 |
| Luminous efficacy [lm/W]: | 123 | CE certificate: | 64/2020 |
| Energy efficiency class: | D | Index: | 396564 |
| Electrical protection class: | I | EAN: | 5905963396564 |
| Colour rendering index: | >70 | Category type: | floodlights |
| SDCM: | ≤ 3 | LED lifespan L90B10 [h]: | 100000 |
| Power factor: | 0.95 | Photobiological safety: | Risk Group 1 (no photobiological hazard under normal behavioral limitation) |
| Surge protection [kV]: | 10 | Warranty [years]: | 5 |
| Diffuser material: | tempered glass | Warranty [years]: | 5 |
| Diffuser type: | transparent | Manual: | Download PDF |

LIGHT CURVES

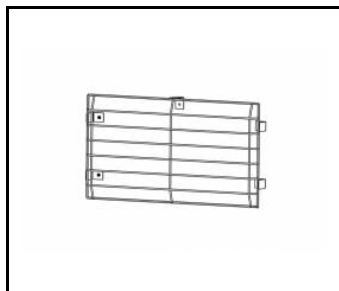


QUEST PLUS LED L ASW 27000LM I KL. IP66 757 SP10KV (200W)

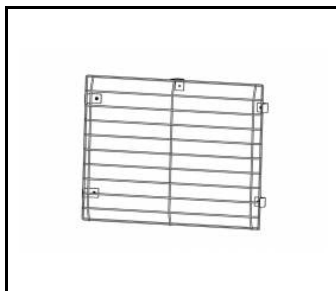
DETAILED CARD

ACCESSORIES AVAILABLE

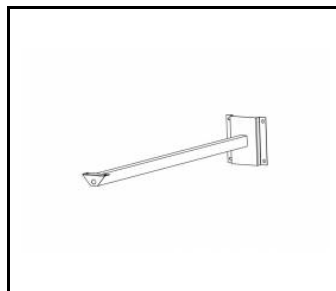
| index | Name |
|----------|---|
| 559907 | QUEST PLUS LED M protective grid RAL9006 |
| 559914 | QUEST PLUS LED L protective grid RAL9006 |
| 559938 | QUEST PLUS LED M/L wall holder RAL9006 |
| 559921 | QUEST PLUS LED M/L galvanized holder for pole |
| 16000507 | Breathable gland gray M20*1.5 IP68 |



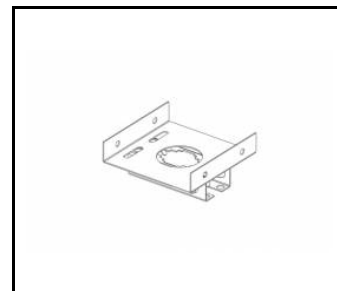
QUEST PLUS LED M protective grid
RAL9006 (559907)



QUEST PLUS LED L protective grid
RAL9006 (559914)



QUEST PLUS LED M/L wall holder
RAL9006 (559938)



QUEST PLUS LED M/L galvanized
holder for pole (559921)



Breathable gland gray M20*1.5
IP68 (16000507)

Card creation date: 10 April 2021

The company reserves the right to make design changes or upgrades in the presented product. Product data sheet does not constitute an offer. * Parameter tolerance is +/- 10%



This product is a subject to electric and electronic waste equipment regulations (WEEE).



Certificate CE - Nr: 64/2020