

COMPACT LED EVO P 42W 840 PRM II KL AW3H

DETAILED CARD



TECHNICAL PARAMETERS

Index:	629105
Ingress protection:	IP44/20
Impact resistance:	IK07
Nominal power [W]:	42
Luminous flux [lm]*:	5750
Colour temperature [K]:	4000
Colour rendering index:	>80
SDCM:	≤ 3
Energy efficiency class:	D
Material of the body:	ABS

CHARACTERISTICS

Compact LED luminaire designed for recessed installation in modular and plasterboard ceilings. Equipped with energy-saving LED panels and an evenly highlighted opal or prismatic diffuser, providing low glare (UGR<19)*. Made of plastic. Assembly or electrical connection does not require removing the diffuser.

* The UGR coefficient is met for the typical use of the luminaire

APPLICATION

This luminaire is designed for indoor use in offices or general utility rooms. It can be used as the main light source and it is particularly well-suited to be used as a light source for workplaces that require eyesight focus. The luminaire is used both in new applications, as well as it can replace traditional fluorescent luminaires with energy-saving LED solutions. The fitting's design is suitable for mounting in 600x600 or 625x625 modular ceilings.

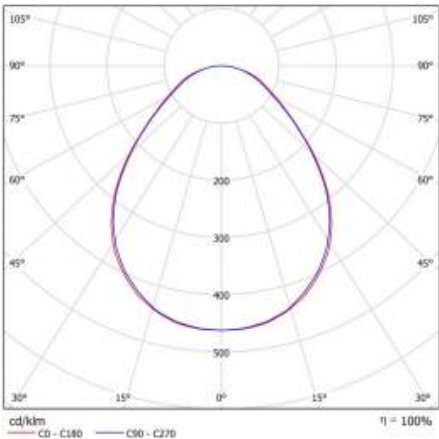
COMPACT LED EVO P 42W 840 PRM II KL AW3H

DETAILED CARD

TECHNICAL PARAMETERS TABLE

Nominal power [W]:	42	Diffuser material:	PC
Index:	629105	Material of the body:	ABS
Colour temperature [K]:	4000	Colour of the body:	white
EAN:	5905963629105	Impact resistance:	IK07
Luminous flux [lm]:	5750	Ingress protection:	IP44/20
Light source:	LED module	Mounting version:	recessed
Diffuser type:	PRM	Working temperature [°C]:	from 0 to +35
Rated power of the luminaire [W]:	43	Net weight [kg]:	2.200
Supply voltage [V]:	220-240	PZH certificate:	B-BK-60212-0070/20 B-BK-60212-0042/20 B-BK-60212-0620/20
Emergency lighting [h]:	3	Category type:	louvres
Frequency [Hz]:	50 - 60	LED lifespan L70B50 [h]:	125000
Electrical protection class:	II	LED lifespan L80B20 [h]:	82000
Dimensions (H/W/T/S) [mm]:	595/595/71	LED lifespan L90B10 [h]:	40000
Luminous efficacy [lm/W]:	133	Power factor:	0.95
Energy efficiency class:	D	ETIM class:	EC002892
Colour rendering index:	>80	Photobiological safety:	Risk Group 1 (no photobiological hazard under normal behavioral limitation)
SDCM:	≤ 3	Warranty [years]:	2 / 0.5 (battery)
		CE certificate:	455/2023
		Manual:	Download PDF


LIGHT CURVES



COMPACT LED EVO P 42W 840 PRM II KL AW3H

DETAILED CARD

TECHNICAL DETAILS



COMPACT LED EVO PRM

COMPACT LED EVO P 42W 840 PRM II KL AW3H


DETAILED CARD

ACCESSORIES AVAILABLE

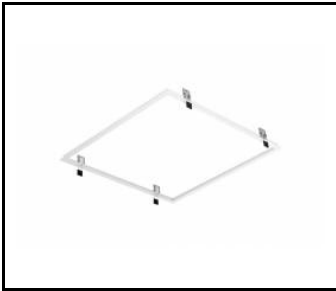
index	Name
630033	Plasterboard mounting brackets (4 pcs)
904349	Safety suspension (modular ceiling)
999543	Plasterboard recessing kit 630x630 white (steel version)
374845	Frame adapter KG 635x635 WHITE
998966	Frame steel white structure RAL9016 600x600 SM "well effect"




Plasterboard mounting brackets (4 pcs) (630033)



Safety suspension (modular ceiling) (904349)



Plasterboard recessing kit 630x630 white (steel version) (999543)



Frame steel white structure RAL9016 600x600 SM "well effect" (998966)

Card creation date: 18 June 2025

The company reserves the right to make design changes or upgrades in the presented product. Product data sheet does not constitute an offer. * Parameter tolerance is +/- 10%

 This product is a subject to electric and electronic waste equipment regulations (WEEE).

 Certificate CE - Nr: 455/2023