

TIARA LED

GENERAL CARD



TECHNICAL PARAMETERS

Rated power of the luminaire [W]*:	25.00 - 228.00
Luminous flux [lm]*:	3150 - 27300
SDCM:	≤ 5
Colour rendering index:	> 70; > 80

CHARACTERISTICS

TIARA LED is a new generation of road luminaires dedicated to LED technology. Designed from scratch, it introduces new solutions to improve light distribution and temperature balance, thus introducing new standards in road lighting. The luminaire uses directional lenticular matrices made of PMMA or PC, thanks to which it is possible to obtain a light distribution meeting the lighting classes defined in the PN-EN 13201: 2007 standard. Components of renowned manufacturers and new LED they have an effect on very high luminous efficiency - close to 130 lm / W. The luminaire uses a solution that integrates the diffuser with the LED module. The body and the handle are made of a pressure cast aluminum. The whole has been powder coated in gray (RAL9006). The luminaire design allows for tool-free access to the electrical equipment compartment. The luminaire is characterized by a very high degree of protection IP66 and resistance to mechanical impacts IK09 (vandal resistance). The fitting has many improvements to facilitate and accelerate assembly: an independent body with an ergonomic suspension system of the light module; handle adjustable in increments: -5° to +15° (peak to pole); -15° to +5° (side to boom). Lamp compatible with modern control systems (additional NEMA and ZHAGA connectors).

Standard equipment: protection against accidental overheating of the NTC fitting; overvoltage protection up to 10kV; fully programmable DALI driver; hardened glass.

APPLICATION

Streetlight fitting used in open spaces to lighten: streets, local roads, bicycle paths, alleys, pavements, car parks and squares. Installation and mounting: lateral side entry, post-top mounting. Mounting grip integrated with the fitting.

TIARA LED

GENERAL CARD

AVAILABLE VERSIONS

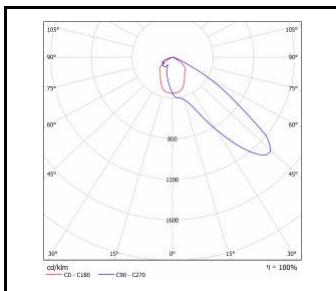


Click index >>, to see details

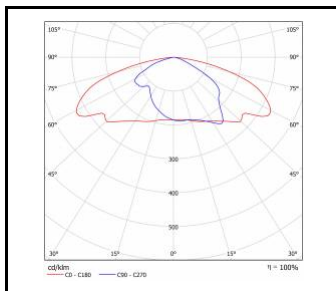
TIARA LED

GENERAL CARD

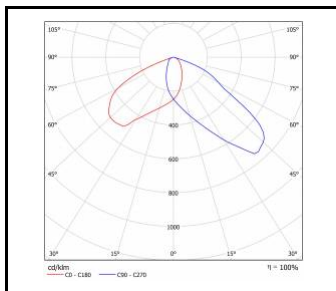
LUMINOUS INTENSITY DISTRIB. CURVE



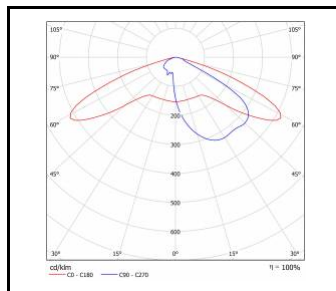
ASN



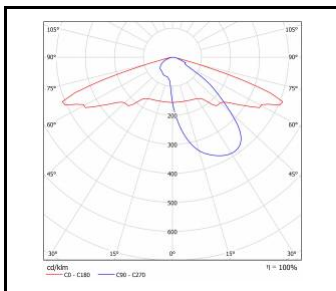
ASW



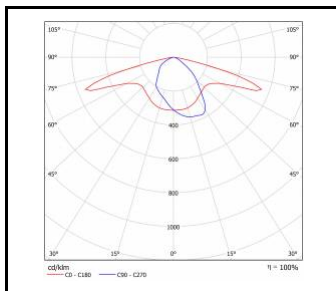
PL1



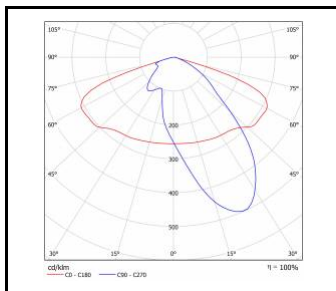
RM10



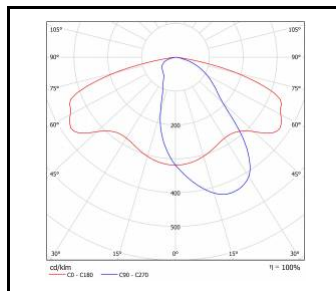
RM11



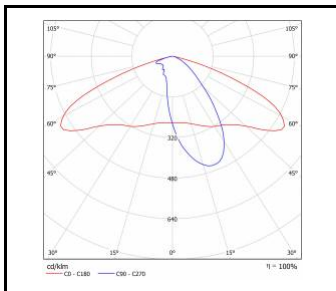
RM12



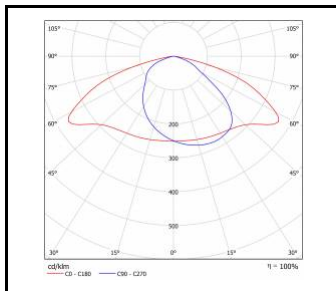
RM



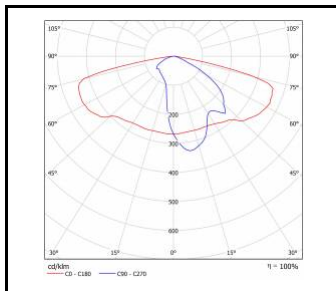
RM15



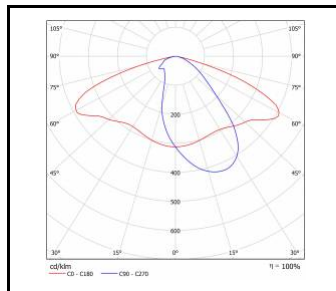
RM10



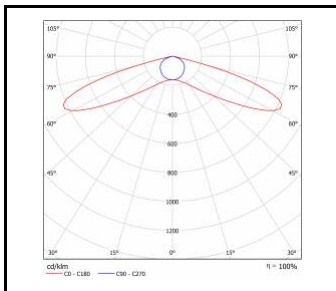
RM17



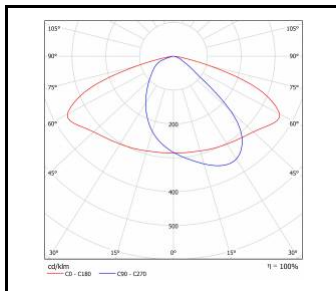
RM



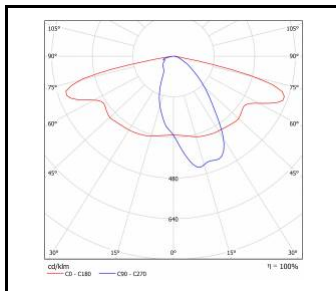
RM4



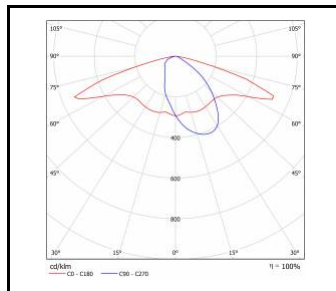
RM5



RM6



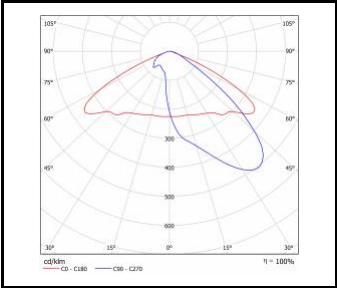
RM



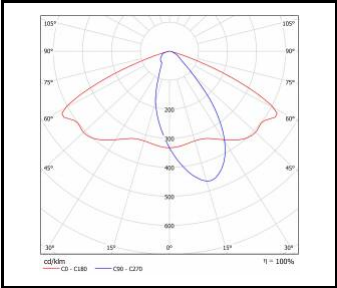
RM9

TIARA LED

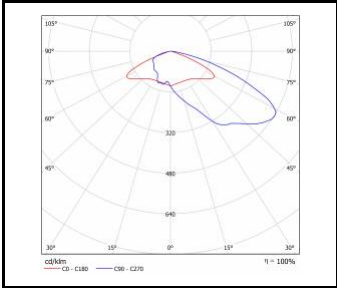
GENERAL CARD



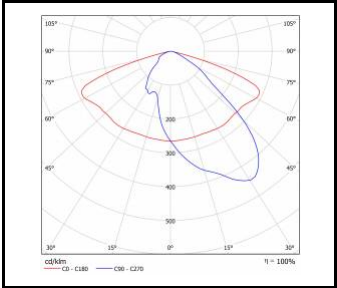
RMW



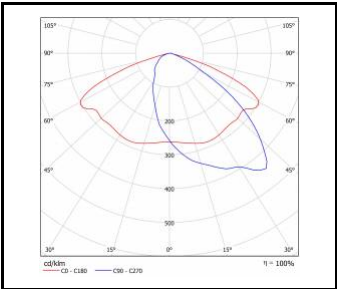
RN1



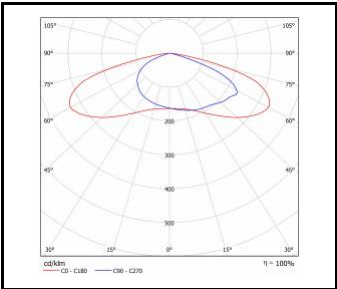
RW10



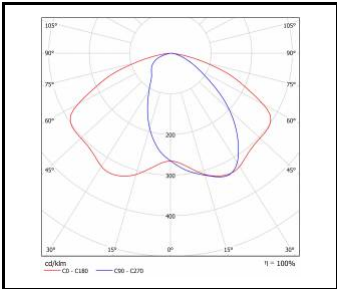
RW2



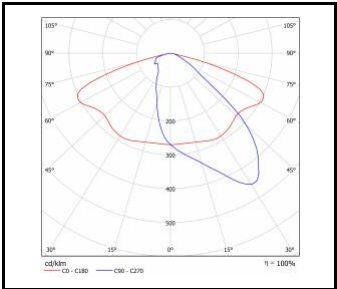
RW4



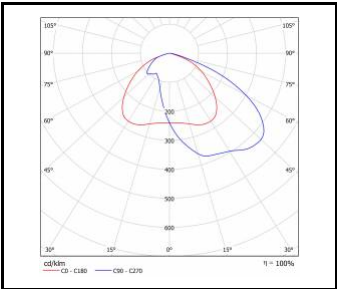
RW5



RW6



RW7



RW8

TIARA LED

GENERAL CARD

ACCESSORIES AVAILABLE

index	Name
	wall holder (galvanized)
	wall holder (grey)
UL00184	mounting grip 78 mm TIARA LED
830UL109	Module CLUE CITY GATEWAY IP67 GSM



wall holder (galvanized) (314049)



wall holder (grey) (314056)



mounting grip 78 mm TIARA
LED (UL00184)

Card creation date: 06 September 2022

The company reserves the right to make design changes or upgrades in the presented product. Product data sheet does not constitute an offer. * Parameter tolerance is +/- 10%



This product is a subject to electric and electronic waste equipment regulations (WEEE).



Certificate CE - Nr: 66/2020