

SMART LED EVO

LIGHT & DESIGN



220-240 V | LED | IP20 | IK06 | CE

TECHNICAL PARAMETERS

Ingress protection:	IP20;
Impact resistance:	IK06;
Nominal power [W]:	20.00 - 52.00
Luminous flux [lm]*:	2250 - 6400
Colour temperature [K]:	3000; 4000;
Colour rendering index:	>80;
SDCM:	≤ 3;
Energy efficiency class:	A+;
Material of the body:	aluminium; aluminium, stal;
Diffuser material:	PMMA;
Diffuser type:	PRM; OPAL; PRM MAT;
Mounting version:	surface; suspended; recessed;
Dimensions [mm]:	75/55/1420; 65/55/1420; 75/55/1140; 65/55/1140; 55/65/1412; 72/110/1143; 72/110/1423;

*Tolerance +/- 10%

CHARACTERISTICS

Suspended or surface very narrow luminaire including an integrated, energy-saving LED GO! light source. Body made from grey anodized aluminium. The optical system available in two versions: metalized plastic louver or highly uniform opal diffuser. The fitting is equipped with a unique suspension system facilitating installation and adjustment of the slings. Suspensions available as accessories. Colour temperature 3000K/4000K, CRI≥80.

Available versions:

- DALI
- INDIRECT lighting
- Asymmetric
- ACTILUME
- additional Switch (Actilume)
- with cord and 3P
- with a power cord terminated with a standard earthed plug (3P),
- with a power cable terminated with 5-pole (5P) bone,
- colour: white, black.

APPLICATION

Particularly well suited for indoor use. Suitable as the primary light source dedicated for office work requiring eyesight concentration or work with computers. Luminaire designed to create continuous-row system with option for through-wiring. May also be used in representative rooms. Unique design, energy saving LED GO! light sources and compatibility with external lighting control systems in the DALI standard make this fitting a good solution for use in modern A+ class office buildings.

SMART LED EVO

AVAILABLE TYPES

[Click >> index, to see details](#)

SMART LED EVO surface

Nominal power [W]	Colour temperature [K]	Luminous flux [lm]*	Diffuser type	DIMM DALI	Light distribution type	Version	Wire type	Dimensions [mm]	Energy efficiency class	Index
30	3000	2950	OPAL	yes				75/55/1140	A+	>> 633515
30	4000	3200	OPAL	yes				75/55/1140	A+	>> 633485
30	3000	2950	OPAL					75/55/1140	A+	>> 633034
30	4000	3200	OPAL					75/55/1140	A+	>> 633003
30	3000	3300	PRM	yes				75/55/1140	A+	>> 633638
30	4000	3600	PRM	yes				75/55/1140	A+	>> 633607
30	3000	3300	PRM					75/55/1140	A+	>> 633157
30	4000	3600	PRM					75/55/1140	A+	>> 633126
48	3000	4900	OPAL	yes				75/55/1140	A+	>> 633577
48	4000	5350	OPAL	yes				75/55/1140	A+	>> 633546
48	3000	4900	OPAL					75/55/1140	A+	>> 633096
48	4000	5350	OPAL					75/55/1140	A+	>> 633065
48	3000	5500	PRM	yes				75/55/1140	A+	>> 633690
48	4000	5950	PRM	yes				75/55/1140	A+	>> 633669
48	3000	5500	PRM					75/55/1140	A+	>> 633218
48	4000	5950	PRM					75/55/1140	A+	>> 633188
20	3000	2250	PRM					75/55/1420	A+	>> 633393
20	4000	2450	PRM					75/55/1420	A+	>> 633362
30	3000	3350	PRM	yes				75/55/1420	A+	>> 633751
30	4000	3650	PRM	yes				75/55/1420	A+	>> 633720
30	3000	3350	PRM					75/55/1420	A+	>> 633270
30	4000	3650	PRM					75/55/1420	A+	>> 633249
40	3000	4000	PRM					75/55/1420	A+	>> 633331
40	4000	4350	PRM					75/55/1420	A+	>> 633300
50	3000	5250	PRM	yes				75/55/1420	A+	>> 633935
50	4000	5700	PRM	yes				75/55/1420	A+	>> 633904
50	3000	5250	PRM					75/55/1420	A+	>> 633454
50	4000	5700	PRM					75/55/1420	A+	>> 633423

SMART LED EVO recessed

Nominal power [W]	Colour temperature [K]	Luminous flux [lm]*	Diffuser type	DIMM DALI	Light distribution type	Version	Wire type	Dimensions [mm]	Energy efficiency class	Index
48	4000	5350	OPAL					72/110/1143	A+	>> 378485
40	4000	4350	PRM					72/110/1423	A+	>> 378492
50	4000	5700	PRM					72/110/1423	A+	>> 378959

SMART LED EVO suspended

Nominal power [W]	Colour temperature [K]	Luminous flux [lm]*	Diffuser type	DIMM DALI	Light distribution type	Version	Wire type	Dimensions [mm]	Energy efficiency class	Index
52	4000	6400	PRM MAT		DIR/IND		3P + switch	55/65/1412	A+	>> 655425
52	3000	5900	PRM MAT		DIR/IND		3P + switch	55/65/1412	A+	>> 655609
52	3000	5900	PRM MAT	yes	DIR/IND	actilume	3P	55/65/1412	A+	>> 655630

SMART LED EVO

Nominal power [W]	Colour temperature [K]	Luminous flux [lm]*	Diffuser type	DIMM DALI	Light distribution type	Version	Wire type	Dimensions [mm]	Energy efficiency class	Index
52	3000	5900	PRM MAT	yes	DIR/IND	actilume	3P + switch	55/65/1412	A+	>> 655548
52	3000	5900	PRM MAT	yes	DIR/IND		5P	55/65/1412	A+	>> 655579
52	3000	5900	PRM MAT		DIR/IND		3P	55/65/1412	A+	>> 655517
52	3000	5900	PRM MAT	yes	DIR/IND		3P + switch	55/65/1412	A+	>> 655487
52	4000	6400	PRM MAT	yes	DIR/IND	actilume	3P + switch	55/65/1412	A+	>> 655364
52	4000	6400	PRM MAT	yes	DIR/IND	actilume	3P	55/65/1412	A+	>> 655456
52	4000	6400	PRM MAT	yes	DIR/IND		5P	55/65/1412	A+	>> 655395
52	4000	6400	PRM MAT		DIR/IND		3P	55/65/1412	A+	>> 655333
52	4000	6400	PRM MAT	yes	DIR/IND		3P + switch	55/65/1412	A+	>> 655302
30	3000	2950	OPAL	yes				65/55/1140	A+	>> 632518
30	4000	3200	OPAL	yes				65/55/1140	A+	>> 632488
30	3000	2950	OPAL					65/55/1140	A+	>> 632037
30	4000	3200	OPAL					65/55/1140	A+	>> 632006
30	3000	3300	PRM	yes				65/55/1140	A+	>> 632631
30	4000	3600	PRM	yes				65/55/1140	A+	>> 632600
30	3000	3300	PRM					65/55/1140	A+	>> 632150
30	4000	3600	PRM					65/55/1140	A+	>> 632129
30	3000	2950	OPAL	yes	DIR/IND			65/55/1140	A+	>> 634512
30	4000	3200	OPAL	yes	DIR/IND			65/55/1140	A+	>> 634482
30	3000	2950	OPAL		DIR/IND			65/55/1140	A+	>> 634031
30	4000	3200	OPAL		DIR/IND			65/55/1140	A+	>> 634000
30	3000	3300	PRM	yes	DIR/IND			65/55/1140	A+	>> 634635
30	4000	3600	PRM	yes	DIR/IND			65/55/1140	A+	>> 634604
30	3000	3300	PRM		DIR/IND			65/55/1140	A+	>> 634154
30	4000	3600	PRM		DIR/IND			65/55/1140	A+	>> 634123
48	3000	4900	OPAL	yes				65/55/1140	A+	>> 632570
48	4000	5350	OPAL	yes				65/55/1140	A+	>> 632549
48	3000	4900	OPAL					65/55/1140	A+	>> 632099
48	4000	5350	OPAL					65/55/1140	A+	>> 632068
48	3000	5500	PRM	yes				65/55/1140	A+	>> 632693
48	4000	5950	PRM	yes				65/55/1140	A+	>> 632662
48	3000	5500	PRM					65/55/1140	A+	>> 632211
48	4000	5950	PRM					65/55/1140	A+	>> 632181
48	3000	4900	OPAL	yes	DIR/IND			65/55/1140	A+	>> 634574
48	4000	5350	OPAL	yes	DIR/IND			65/55/1140	A+	>> 634543
48	3000	4900	OPAL		DIR/IND			65/55/1140	A+	>> 634093
48	4000	5350	OPAL		DIR/IND			65/55/1140	A+	>> 634062
48	3000	5500	PRM	yes	DIR/IND			65/55/1140	A+	>> 634697
48	4000	5950	PRM	yes	DIR/IND			65/55/1140	A+	>> 634666
48	3000	5500	PRM		DIR/IND			65/55/1140	A+	>> 634215
48	4000	5950	PRM		DIR/IND			65/55/1140	A+	>> 634185
20	3000	2250	PRM					65/55/1420	A+	>> 632396
20	4000	2450	PRM					65/55/1420	A+	>> 632365
20	3000	2250	PRM		DIR/IND			65/55/1420	A+	>> 634390
20	4000	2450	PRM		DIR/IND			65/55/1420	A+	>> 634369
30	3000	3350	PRM	yes				65/55/1420	A+	>> 632754

SMART LED EVO

Nominal power [W]	Colour temperature [K]	Luminous flux [lm]*	Diffuser type	DIMM DALI	Light distribution type	Version	Wire type	Dimensions [mm]	Energy efficiency class	Index
30	4000	3650	PRM	yes				65/55/1420	A+	>> 632723
30	3000	3350	PRM					65/55/1420	A+	>> 632723
30	4000	3650	PRM					65/55/1420	A+	>> 632242
30	3000	3350	PRM	yes	DIR/IND			65/55/1420	A+	>> 634758
30	4000	3650	PRM	yes	DIR/IND			65/55/1420	A+	>> 634727
30	3000	3350	PRM		DIR/IND			65/55/1420	A+	>> 634277
30	4000	3650	PRM		DIR/IND			65/55/1420	A+	>> 634246
40	3000	4000	PRM					65/55/1420	A+	>> 632334
40	4000	4350	PRM					65/55/1420	A+	>> 632303
40	3000	4000	PRM		DIR/IND			65/55/1420	A+	>> 634338
40	4000	4350	PRM		DIR/IND			65/55/1420	A+	>> 634307
50	3000	5250	PRM	yes				65/55/1420	A+	>> 632938
50	4000	5700	PRM	yes				65/55/1420	A+	>> 632907
50	3000	5250	PRM					65/55/1420	A+	>> 632457
50	4000	5700	PRM					65/55/1420	A+	>> 632426
50	3000	5250	PRM	yes	DIR/IND			65/55/1420	A+	>> 634932
50	4000	5700	PRM	yes	DIR/IND			65/55/1420	A+	>> 634901
50	3000	5250	PRM		DIR/IND			65/55/1420	A+	>> 634451
50	4000	5700	PRM		DIR/IND			65/55/1420	A+	>> 634420

*Tolerance +/- 10%

ACCESSORIES

Name	Index
SINGLE SUSPENDED CORD	171512
SINGLE ELECTRICAL SUSPENDED CORD (ROUND BOX)	171505
SINGLE SUSPENDED CORD (ROUND BOX)	171635
SINGLE ELECTRICAL SUSPENDED CORD (SQUARE BOX)	171574
SINGLE SUSPENDED CORD (SQUARE BOX)	171642



SINGLE SUSPENDED CORD (171512)



SINGLE ELECTRICAL SUSPENDED CORD (ROUND BOX) (171505)



SINGLE SUSPENDED CORD (ROUND BOX) (171635)



SINGLE ELECTRICAL SUSPENDED CORD (SQUARE BOX) (171574)

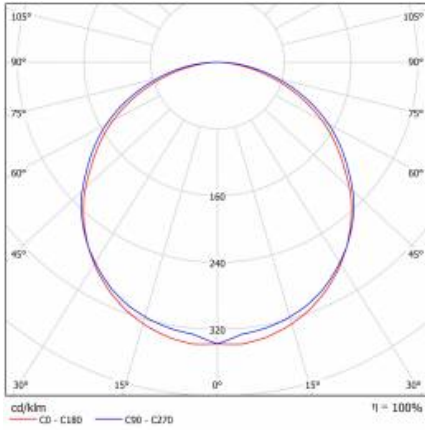


SINGLE SUSPENDED CORD (SQUARE BOX) (171642)

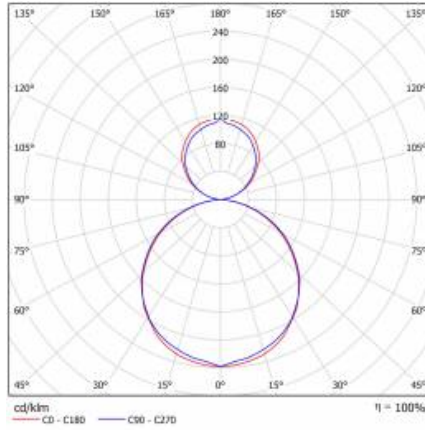
SMART LED EVO

LUMINOUS INTENSITY DISTRIB. CURVE

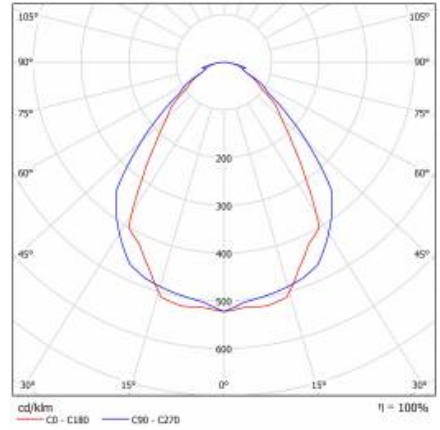
SMART LED EVO OPAL



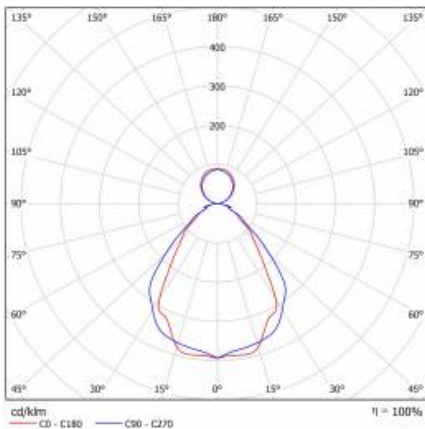
SMART LED EVO OPAL DIR-IND



SMART LED EVO PRM



SMART LED EVO PRM DIR-IND



The company reserves the right to make design changes or upgrades in the presented product. Product data sheet does not constitute an offer.

Revision date: 2020-03-23



Lena Lighting S.A.
 ul. Kórnicka 52
 63-000 Środa Wielkopolska

tel. +48 61 28 60 300
 e-mail: office@lenalighting.pl
 www.lenalighting.pl



The luminaire complies with the EU RoHS Directive 2011/65/UE



This product is a subject to electric and electronic waste equipment regulations (WEEE).



114/2018