

# INDUSTRY 2 LED 1490MM 23600LM IP23 LS2 840 90° (147W)

DETAILED CARD



## TECHNICAL PARAMETERS

<b>Rated power of the luminaire [W]*:</b>	147
<b>Ingress protection:</b>	IP23
<b>Impact resistance:</b>	IK07
<b>Luminous flux [lm]*:</b>	23600
<b>Colour temperature [K]:</b>	4000
<b>Energy efficiency class:</b>	B
<b>Optics:</b>	lens
<b>Beam angle [°]:</b>	90

## CHARACTERISTICS

Galvanized steel sheet Industrial luminaire with IP23, with in-built energy-saving LED modules. Thanks to line lenses, following light distribution angles are available: 90°, 60°, 45°.

## APPLICATION

Luminaire intended for warehouses, large stores, production halls and sports facilities. Meant for new installations and replacement of traditional T8 & T5 luminaires with energy saving LED sources.

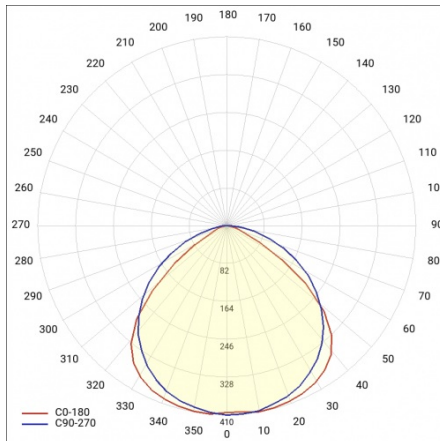
# INDUSTRY 2 LED 1490MM 23600LM IP23 LS2 840 90° (147W)

DETAILED CARD

## TECHNICAL PARAMETERS TABLE

<b>Index:</b>	973208	<b>Optics material:</b>	PMMA
<b>EAN:</b>	5905963973208	<b>Material of the body:</b>	galvanized steel sheet
<b>Rated power of the luminaire [W]:</b>	147	<b>Colour of the body:</b>	silver
<b>Colour temperature [K]:</b>	4000	<b>Dimensions (H/W/T/S) [mm]:</b>	1490/190/70
<b>Luminous flux [lm]:</b>	23600	<b>Impact resistance:</b>	IK07
<b>Supply voltage [V]:</b>	220 - 240	<b>Ingress protection:</b>	IP23
<b>Frequency [Hz]:</b>	50 - 60	<b>Mounting version:</b>	surface, suspended
<b>Luminous efficacy [lm/W]:</b>	161	<b>Working temperature [°C]:</b>	from -20 to +40
<b>Energy efficiency class:</b>	B	<b>Through wiring:</b>	LS2
<b>Electrical protection class:</b>	I	<b>Wire type:</b>	5x2,5
<b>Colour rendering index:</b>	>80	<b>Net weight [kg]:</b>	5.200
<b>SDCM:</b>	≤ 3	<b>Warranty [years]:</b>	5
<b>Power factor:</b>	0.92	<b>The number of implement units:</b>	2
<b>LED lifespan L70B50 [h]:</b>	161000	<b>Warranty [years]:</b>	5
<b>LED lifespan L80B20 [h]:</b>	102000	<b>CE certificate:</b>	<a href="#">165/2023</a>
<b>Beam angle [°]:</b>	90	<b>Manual:</b>	<a href="#">Download PDF</a>
<b>LED lifespan L90B10 [h]:</b>	49000	<b>Pliik LDT:</b>	<a href="#">Download</a>
<b>Optics:</b>	lens		

## LIGHT CURVES



# INDUSTRY 2 LED 1490MM 23600LM IP23 LS2 840 90° (147W)

DETAILED CARD

## ACCESSORIES AVAILABLE


index	Name
541247	INDUSTRY LED suspension cord for chain (pack of 2)
543944	INDUSTRY LED pendant hook on wire (pack of 2)
541254	INDUSTRY LED protective grid 1490mm (60/72/90/102W)
908200	TYTAN LED. ATLAS LED. INDUSTRY LED - adjustable handle (set of 2)
540011	INDUSTRY LED raster 1210mm
540004	INDUSTRY LED raster 1490mm (60/72/90/102W)
541599	INDUSTRY LED protective grid 1210mm
539992	INDUSTRY LED protective grid 1490mm x3 (for 153W version)




INDUSTRY LED suspension cord for chain (pack of 2) (541247)




INDUSTRY LED pendant hook on wire (pack of 2) (543944)




INDUSTRY LED protective grid 1490mm (60/72/90/102W) (541254)




TYTAN LED. ATLAS LED. INDUSTRY LED - adjustable handle (set of 2) (908200)




INDUSTRY LED raster 1210mm (540011)



INDUSTRY LED raster 1490mm (60/72/90/102W) (540004)



INDUSTRY LED protective grid 1210mm (541599)




INDUSTRY LED protective grid 1490mm x3 (for 153W version) (539992)

Card creation date: 08 January 2025

The company reserves the right to make design changes or upgrades in the presented product. Product data sheet does not constitute an offer. \* Parameter tolerance is +/- 10%

 This product is a subject to electric and electronic waste equipment regulations (WEEE).

 Certificate CE - Nr: 165/2023