

INDUSTRY 2 LED 1490MM 23600LM IP23 DALI LS1 840 90° (147W)

DETAILED CARD



TECHNICAL PARAMETERS

| | |
|---|-------|
| Rated power of the luminaire [W]*: | 147 |
| Ingress protection: | IP23 |
| Impact resistance: | IK07 |
| Luminous flux [lm]*: | 23600 |
| Colour temperature [K]: | 4000 |
| Energy efficiency class: | B |
| Optics: | lens |
| Beam angle [°]: | 90 |

CHARACTERISTICS

Galvanized steel sheet Industrial luminaire with IP23, with in-built energy-saving LED modules. Thanks to line lenses, following light distribution angles are available: 90°, 60°, 45°.

APPLICATION

Luminaire intended for warehouses, large stores, production halls and sports facilities. Meant for new installations and replacement of traditional T8 & T5 luminaires with energy saving LED sources.

INDUSTRY 2 LED 1490MM 23600LM IP23 DALI LS1 840 90° (147W)

DETAILED CARD

TECHNICAL PARAMETERS TABLE

| | | | |
|--|---------------|---------------------------------------|------------------------------|
| Index: | 973277 | Optics material: | PMMA |
| EAN: | 5905963973277 | Material of the body: | galvanized steel sheet |
| Rated power of the luminaire [W]: | 147 | Colour of the body: | silver |
| Luminous flux [lm]: | 23600 | Dimensions (H/W/T/S) [mm]: | 1490/190/70 |
| Supply voltage [V]: | 220 - 240 | Impact resistance: | IK07 |
| Frequency [Hz]: | 50 - 60 | Ingress protection: | IP23 |
| Luminous efficacy [lm/W]: | 161 | Mounting version: | surface, suspended |
| Energy efficiency class: | B | Working temperature [°C]: | from -20 to +40 |
| Electrical protection class: | I | DIMM DALI: | yes |
| Colour temperature [K]: | 4000 | Control: | DALI |
| Colour rendering index: | >80 | Wire type: | 7x2,5 |
| SDCM: | ≤ 3 | Through wiring: | LS1 |
| Power factor: | 0.92 | Net weight [kg]: | 4.900 |
| LED lifespan L70B50 [h]: | 161000 | Warranty [years]: | 5 |
| LED lifespan L80B20 [h]: | 102000 | The number of implement units: | 2 |
| LED lifespan L90B10 [h]: | 49000 | Warranty [years]: | 5 |
| Beam angle [°]: | 90 | CE certificate: | 165/2023 |
| Optics: | lens | Manual: | Download PDF |

INDUSTRY 2 LED 1490MM 23600LM IP23 DALI LS1 840 90° (147W)

DETAILED CARD

ACCESSORIES AVAILABLE


| index | Name |
|--------|---|
| 541247 | INDUSTRY LED suspension cord for chain (pack of 2) |
| 543944 | INDUSTRY LED pendant hook on wire (pack of 2) |
| 541254 | INDUSTRY LED protective grid 1490mm (60/72/90/102W) |
| 908200 | TYTAN LED. ATLAS LED. INDUSTRY LED - adjustable handle (set of 2) |
| 540011 | INDUSTRY LED raster 1210mm |
| 540004 | INDUSTRY LED raster 1490mm (60/72/90/102W) |
| 541599 | INDUSTRY LED protective grid 1210mm |
| 539992 | INDUSTRY LED protective grid 1490mm x3 (for 153W version) |




INDUSTRY LED suspension cord for chain (pack of 2) (541247)



INDUSTRY LED pendant hook on wire (pack of 2) (543944)




INDUSTRY LED protective grid 1490mm (60/72/90/102W) (541254)




TYTAN LED. ATLAS LED. INDUSTRY LED - adjustable handle (set of 2) (908200)




INDUSTRY LED raster 1210mm (540011)



INDUSTRY LED raster 1490mm (60/72/90/102W) (540004)



INDUSTRY LED protective grid 1210mm (541599)



INDUSTRY LED protective grid 1490mm x3 (for 153W version) (539992)

Card creation date: 13 March 2024

The company reserves the right to make design changes or upgrades in the presented product. Product data sheet does not constitute an offer. * Parameter tolerance is +/- 10%



This product is a subject to electric and electronic waste equipment regulations (WEEE).



Certificate CE - Nr: 165/2023