

# QUEST 2 LED L 26800LM I CL. IP66 740 SP10KV (210W)

DETAILED CARD



## TECHNICAL PARAMETERS

<b>Index:</b>	699825
<b>Ingress protection:</b>	IP66
<b>Impact resistance:</b>	IK09
<b>Rated power of the luminaire [W]*:</b>	210
<b>Luminous flux [lm]*:</b>	26800
<b>Colour temperature [K]:</b>	4000
<b>Colour rendering index:</b>	>70
<b>SDCM:</b>	≤ 5
<b>Electrical protection class:</b>	I
<b>Energy efficiency class:</b>	D

## CHARACTERISTICS

High-quality floodlight with inbuilt LED source. The body is made of die-cast aluminium, powder coated in anthracite grey (RAL 7016), and the mounting bracket is made of black-painted steel. The diffuser is made of 5 mm thick tempered glass. It is equipped with directional lens matrices with 3 different light distributions: symmetrical (120°), asymmetric narrow ASN and asymmetric wide ASW. Non-corrosive mounting bracket allowing for adjustment angles between -140° to +185°. The luminaire is available in 2 sizes: M and L. Standard equipped with 0.1m long H07RN-F cable and IP66 quick connector. Wide range of accessories available: protective net, grip for the lighting pole, wall bracket.

## APPLICATION

The fitting is dedicated for lighting elevations and billboards.

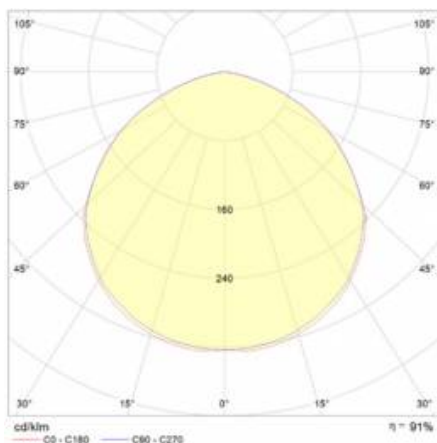
# QUEST 2 LED L 26800LM I CL. IP66 740 SP10KV (210W)

DETAILED CARD

## TECHNICAL PARAMETERS TABLE

Index:	699825	Dimensions (H/W/T/S) [mm]:	415/424/37
Light source:	LED	Impact resistance:	IK09
Rated power of the luminaire [W]:	210	Ingress protection:	IP66
Supply voltage [V]:	220 - 240	Mounting version:	surface
Frequency [Hz]:	50 - 60	Working temperature [°C]:	from -20 to +35
Luminous flux [lm]:	26800	Lateral surface (SCx) [m2]:	0.180
Luminous efficacy [lm/W]:	128	Net weight [kg]:	5.200
Energy efficiency class:	D	Warranty [years]:	5
Electrical protection class:	I	LED lifespan L70B50 [h]:	118000
Colour temperature [K]:	4000	LED lifespan L80B20 [h]:	74000
Colour rendering index:	>70	LED lifespan L90B10 [h]:	37000
SDCM:	≤ 5	Cable length [m]:	0.90
Beam angle [°]:	120	Photobiological safety:	Risk Group 1 (no photobiological hazard under normal behavioral limitation)
Light distribution type:	symmetric 120°	Mark D:	yes
Surge protection [kV]:	10	Additional accessories:	protective grid, pole mount, wall mount
Diffuser material:	glass	The number of implement units:	2
Diffuser type:	transparent	Warranty [years]:	5
Material of the body:	aluminium	CE certificate:	<a href="#">86/2021</a>
Colour of the body:	RAL 7016	PZH certificate:	<a href="#">B-BK-60212-0480/21</a>
Version:	L	Manual:	<a href="#">Download PDF</a>

## LIGHT CURVES



# QUEST 2 LED L 26800LM I CL. IP66 740 SP10KV (210W)

DETAILED CARD

## ACCESSORIES AVAILABLE


index	Name
559938	QUEST PLUS LED M/L wall holder RAL9006
699993	QUEST 2 LED M - recessed frame
699986	QUEST 2 LED L - recessed frame
699962	QUEST 2 LED L protective grid RAL7016
699979	QUEST 2 LED M protective grid RAL7016
965913	QUEST 2 LED M/L MAX wall mount RAL7016
567728	QUEST 2 LED M/L Pole holder



QUEST PLUS LED M/L wall holder RAL9006 (559938)



QUEST 2 LED M - recessed frame (699993)



QUEST 2 LED L - recessed frame (699986)



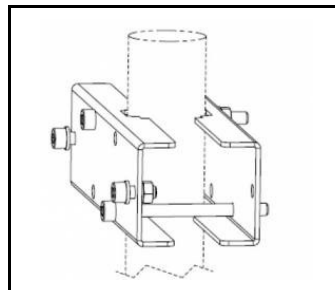
QUEST 2 LED L protective grid RAL7016 (699962)



QUEST 2 LED M protective grid RAL7016 (699979)



QUEST 2 LED M/L MAX wall mount RAL7016 (965913)



QUEST 2 LED M/L Pole holder (567728)

Card creation date: 16 October 2024

The company reserves the right to make design changes or upgrades in the presented product. Product data sheet does not constitute an offer. \* Parameter tolerance is +/- 10%

 This product is a subject to electric and electronic waste equipment regulations (WEEE).

 Certificate CE - Nr: 86/2021