


PLANO LED EVO 595MM 5700LM 840 IP40/20 I CL. PS WHITE (54W) AW3H

DETAILED CARD



TECHNICAL PARAMETERS

Index:	552854
Ingress protection:	IP40/IP20
Impact resistance:	IK07
Nominal power [W]:	54
Luminous flux [lm]*:	5700
Colour rendering index:	>80
SDCM:	≤ 3
Energy efficiency class:	E
Material of the body:	aluminium
Diffuser material:	PS

CHARACTERISTICS

Versatile LED luminaire characterized by low profile with smooth and elegant design, for recessed modular ceiling systems. Luminaire with built-in energy saving LED light source, made from aluminium (white colour), equipped with multilayer PS diffuser OPAL or PRM providing perfect light dispersion and low glare (**UGR<19** for PRM). Mounting method: recessed and surface mounted - using a frame (available as an accessory).

APPLICATION

Luminaire for indoor application in offices (studies, conference rooms) or general use in representative areas. Unique design and perfect lighting parameters allow applying PLANO LED EVO as the main light source even when the work requires eyesight concentration. It is appropriate for new applications as well as for replacing conventional T8 & T5 fittings with energy-saving LED solutions. Designed to be mounted in modular ceiling 600x600.

PLANO LED EVO 595MM 5700LM 840 IP40/20 I CL. PS WHITE (54W) AW3H

DETAILED CARD


TECHNICAL PARAMETERS TABLE

Nominal power [W]:	54	Power factor:	0.90
Index:	552854	Diffuser material:	PS
Colour temperature [K]:	4000	Diffuser colour:	white
EAN:	5905963552854	Material of the body:	aluminium
Luminous flux [lm]:	5700	Colour of the body:	white
Light source:	LED module	Impact resistance:	IK07
Diffuser type:	OPAL	Ingress protection:	IP40/IP20
Rated power of the luminaire [W]:	55	Mounting version:	recessed, surface
Supply voltage [V]:	220 - 240	Working temperature [°C]:	from -20 to +35
Frequency [Hz]:	50 - 60	Net weight [kg]:	1.650
Dimensions (H/W/T/S) [mm]:	595/595/9	Category type:	louvres
Luminous efficacy [lm/W]:	105	LED lifespan L70B50 [h]:	54000
Energy efficiency class:	E	LED lifespan L80B20 [h]:	45000
Electrical protection class:	I	LED lifespan L90B10 [h]:	22000
Colour rendering index:	>80	Emergency lighting [h]:	3
SDCM:	≤ 3	Warranty [years]:	5
		CE certificate:	365/2023
		PZH certificate:	B-BK-60212-0295/20
		Manual:	Download PDF

TECHNICAL DETAILS



PLANO LED EVO 1




PLANO LED EVO DETAL 2

PLANO LED EVO 595MM 5700LM 840 IP40/20 I CL. PS WHITE (54W) AW3H

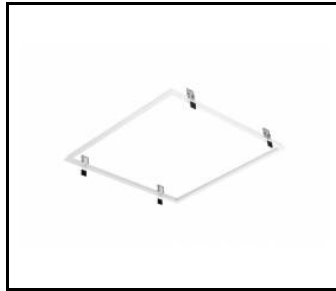
DETAILED CARD

ACCESSORIES AVAILABLE


index	Name
314766	PLANO LED Frame for surface mounting CLICK type (600mm x 600mm x 43mm)
999543	Plasterboard recessing kit 630x630 white (steel version)
552397	PLANO LED EVO - plasterboard clip set (4pcs)
552403	PLANO LED EVO - hanging string set (4pcs)
552410	PLANO LED EVO - surface frame 600x600x43
552427	PLANO LED EVO - surface frame 1200x300x43
374845	Frame adapter KG 635x635 WHITE
998966	Frame steel white structure RAL9016 600x600 SM "well effect"
998973	Frame steel white gloss RAL9016 600x600 SM "well effect"




PLANO LED Frame for surface mounting CLICK type (600mm x 600mm x 43mm) (314766)



Plasterboard recessing kit 630x630 white (steel version) (999543)



Frame steel white structure RAL9016 600x600 SM "well effect" (998966)



Frame steel white gloss RAL9016 600x600 SM "well effect" (998973)

Card creation date: 18 December 2024

The company reserves the right to make design changes or upgrades in the presented product. Product data sheet does not constitute an offer. * Parameter tolerance is +/- 10%



This product is a subject to electric and electronic waste equipment regulations (WEEE).



Certificate CE - Nr: 365/2023