

QUEST 2 LED M ASW 13500LM I CL. IP66 830 SP10KV (108W)

DETAILED CARD



TECHNICAL PARAMETERS

| | |
|---|--------|
| Index: | 699313 |
| Ingress protection: | IP66 |
| Impact resistance: | IK09 |
| Rated power of the luminaire [W]*: | 108 |
| Luminous flux [lm]*: | 13500 |
| Colour temperature [K]: | 3000 |
| Colour rendering index: | >80 |
| SDCM: | ≤ 3 |
| Electrical protection class: | I |
| Energy efficiency class: | D |

CHARACTERISTICS

High-quality floodlight with inbuilt LED source. The body is made of die-cast aluminium, powder coated in anthracite grey (RAL 7016), and the mounting bracket is made of black-painted steel. The diffuser is made of 5 mm thick tempered glass. It is equipped with directional lens matrices with 3 different light distributions: symmetrical (120°), asymmetric narrow ASN and asymmetric wide ASW. Non-corrosive mounting bracket allowing for adjustment angles between -140° to +185°. The luminaire is available in 2 sizes: M and L. Standard equipped with 0.1m long H07RN-F cable and IP66 quick connector. Wide range of accessories available: protective net, grip for the lighting pole, wall bracket.

APPLICATION

The fitting is dedicated for lighting elevations and billboards.

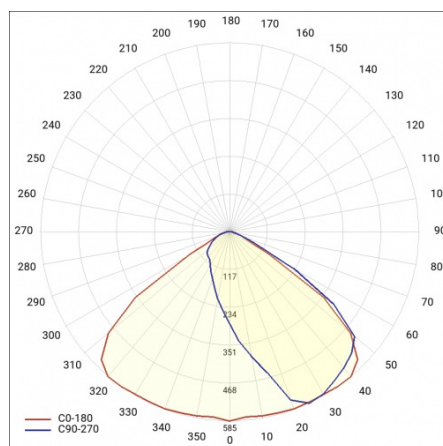
QUEST 2 LED M ASW 13500LM I CL. IP66 830 SP10KV (108W)

DETAILED CARD

TECHNICAL PARAMETERS TABLE

| | | | |
|-----------------------------------|----------------|--------------------------------|---|
| Rated power of the luminaire [W]: | 108 | Colour of the body: | anthracite grey |
| Index: | 699313 | Dimensions (H/W/T/S) [mm]: | 321/424/37 |
| Colour temperature [K]: | 3000 | Impact resistance: | IK09 |
| Light source: | LED | Ingress protection: | IP66 |
| Luminous flux [lm]: | 13500 | Mounting version: | surface |
| Supply voltage [V]: | 220 - 240 | Working temperature [°C]: | from -20 to +35 |
| Frequency [Hz]: | 50 - 60 | Lateral surface (SCx) [m2]: | 0.140 |
| Beam angle [°]: | ASW | Net weight [kg]: | 4.200 |
| Version: | M | Warranty [years]: | 5 |
| Luminous efficacy [lm/W]: | 125 | LED lifespan L70B50 [h]: | 125000 |
| Energy efficiency class: | D | LED lifespan L80B20 [h]: | 79000 |
| Electrical protection class: | I | LED lifespan L90B10 [h]: | 38000 |
| Colour rendering index: | >80 | Cable length [m]: | 0.90 |
| SDCM: | ≤ 3 | Photobiological safety: | Risk Group 1 (no photobiological hazard under normal behavioral limitation) |
| Light distribution type: | asymmetric ASW | Mark D: | yes |
| Surge protection [kV]: | 10 | Additional accessories: | protective grid, pole mount, wall mount |
| Diffuser material: | glass | The number of implement units: | 1 |
| Diffuser type: | transparent | Warranty [years]: | 5 |
| Optics material: | PC | CE certificate: | 86/2021 |
| Optics: | lens | PZH certificate: | B-BK-60212-0480/21 |
| Material of the body: | aluminium | Manual: | Download PDF |
| | | Plik LDT: | Download |

LIGHT CURVES



QUEST 2 LED M ASW 13500LMI CL. IP66 830 SP10KV (108W)

DETAILED CARD

ACCESSORIES AVAILABLE

| index | Name |
|--------|--|
| 559938 | QUEST PLUS LED M/L wall holder RAL9006 |
| 699993 | QUEST 2 LED M - recessed frame |
| 699986 | QUEST 2 LED L - recessed frame |
| 699962 | QUEST 2 LED L protective grid RAL7016 |
| 699979 | QUEST 2 LED M protective grid RAL7016 |
| 965913 | QUEST 2 LED M/L MAX wall mount RAL7016 |
| 567728 | QUEST 2 LED M/L Pole holder |



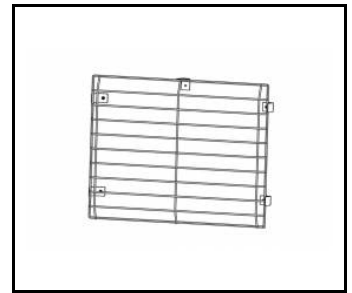
QUEST PLUS LED M/L wall holder RAL9006 (559938)



QUEST 2 LED M - recessed frame (699993)



QUEST 2 LED L - recessed frame (699986)



QUEST 2 LED L protective grid RAL7016 (699962)



QUEST 2 LED M protective grid RAL7016 (699979)



QUEST 2 LED M/L MAX wall mount RAL7016 (965913)




QUEST 2 LED M/L Pole holder (567728)

Card creation date: 09 January 2025

The company reserves the right to make design changes or upgrades in the presented product. Product data sheet does not constitute an offer. * Parameter tolerance is +/- 10%

 This product is a subject to electric and electronic waste equipment regulations (WEEE).

 Certificate CE - Nr: 86/2021