

QUEST 2 LED L 15900LM I CL. IP66 840 SP10KV (109W)

DETAILED CARD



TECHNICAL PARAMETERS

Index:	699412
Ingress protection:	IP66
Impact resistance:	IK09
Rated power of the luminaire [W]*:	109
Luminous flux [lm]*:	15900
Colour temperature [K]:	4000
Colour rendering index:	80
SDCM:	≤ 3
Electrical protection class:	I
Energy efficiency class:	C

CHARACTERISTICS

High-quality floodlight with inbuilt LED source. The body is made of die-cast aluminium, powder coated in anthracite grey (RAL 7016), and the mounting bracket is made of black-painted steel. The diffuser is made of 5 mm thick tempered glass. It is equipped with directional lens matrices with 3 different light distributions: symmetrical (120°), asymmetric narrow ASN and asymmetric wide ASW. Non-corrosive mounting bracket allowing for adjustment angles between -140° to +185°. The luminaire is available in 2 sizes: M and L. Standard equipped with 0.1m long H07RN-F cable and IP66 quick connector. Wide range of accessories available: protective net, grip for the lighting pole, wall bracket.

APPLICATION

The fitting is dedicated for lighting elevations and billboards.

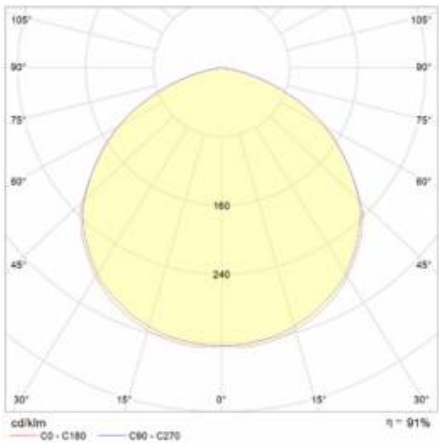
QUEST 2 LED L 15900LM I CL. IP66 840 SP10KV (109W)

DETAILED CARD

TECHNICAL PARAMETERS TABLE

Index:	699412	Impact resistance:	IK09
Light source:	LED	Ingress protection:	IP66
Rated power of the luminaire [W]:	109	Mounting version:	surface
Supply voltage [V]:	220 - 240	Working temperature [°C]:	from -20 to +35
Frequency [Hz]:	50 - 60	Lateral surface (SCx) [m2]:	0.180
Luminous flux [lm]:	15900	Net weight [kg]:	5.200
Luminous efficacy [lm/W]:	146	LED lifespan L70B50 [h]:	125000
Energy efficiency class:	C	LED lifespan L80B20 [h]:	79000
Electrical protection class:	I	LED lifespan L90B10 [h]:	38000
Colour temperature [K]:	4000	Cable length [m]:	0.90
Colour rendering index:	80	Mark D:	yes
SDCM:	≤ 3	Additional accessories:	protective grid, pole mount, wall mount
Beam angle [°]:	120	Lumen maintenance after 50000h:	83
Light distribution type:	symmetric 120°	Lumen maintenance after 75000h:	76
Surge protection [kV]:	10	Lumen maintenance after 100000h:	69
Diffuser material:	glass	Photobiological safety:	Risk Group 1 (no photobiological hazard under normal behavioral limitation)
Diffuser type:	transparent	Warranty [years]:	5
Material of the body:	aluminium	CE certificate:	86/2021
Colour of the body:	anthracite grey	PZH certificate:	B-BK-60212-0480/21
The number of implement units:	1	Environmental Product Declaration (EPD):	816/2025
Version:	L	Manual:	Download PDF
Dimensions (H/W/T/S) [mm]:	415/424/37	Plik LDT:	Download

LIGHT CURVES



QUEST 2 LED L 15900LM I CL. IP66 840 SP10KV (109W)

DETAILED CARD

ACCESSORIES AVAILABLE

index	Name
559938	QUEST PLUS LED M/L wall holder RAL9006
699993	QUEST 2 LED M - recessed frame
699986	QUEST 2 LED L - recessed frame
699962	QUEST 2 LED L protective grid RAL7016
699979	QUEST 2 LED M protective grid RAL7016
965913	QUEST 2 LED M/L MAX wall mount RAL7016
567728	QUEST 2 LED M/L Pole holder



QUEST PLUS LED M/L wall holder
RAL9006 (559938)



QUEST 2 LED M - recessed
frame (699993)



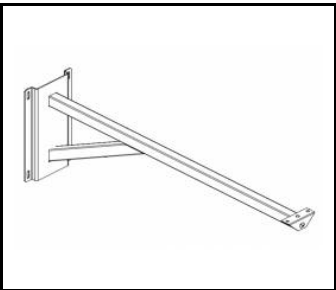
QUEST 2 LED L - recessed
frame (699986)



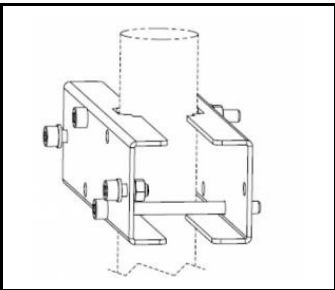
QUEST 2 LED L protective grid
RAL7016 (699962)



QUEST 2 LED M protective grid
RAL7016 (699979)



QUEST 2 LED M/L MAX wall mount
RAL7016 (965913)



QUEST 2 LED M/L Pole
holder (567728)

Card creation date:10 July 2025

The company reserves the right to make design changes or upgrades in the presented product. Product data sheet does not constitute an offer. * Parameter tolerance is +/- 10%

 This product is a subject to electric and electronic waste equipment regulations (WEEE).

 Certificate CE - Nr: 86/2021