

# DOT CSC 1W 2H NM AT

DETAILED CARD



## TECHNICAL PARAMETERS

Ingress protection:	IP65
Nominal power [W]:	1
Luminous flux [lm]*:	140
Colour temperature [K]:	5000
Electrical protection class:	II
Material of the body:	PC
Mounting version:	surface
CNBOP certificate:	4958/2023
Warranty [years]:	2 / 0.5 (bateria)
Energy efficiency class:	C

## CHARACTERISTICS

Surface-mounted autonomous emergency luminaire with integrated, energy-saving LED light panel. Body made of polycarbonate (PC). Optical system available in 3 variants: basic, corridor, open space. Luminaire is fitted with batteries with 1h, 2h or 3h emergency operation time. The luminaire is using Ni-Mh or Ni-Cd battery with voltage of 3.6V and 24 hours of full charge with manual or automatic test function (AT).

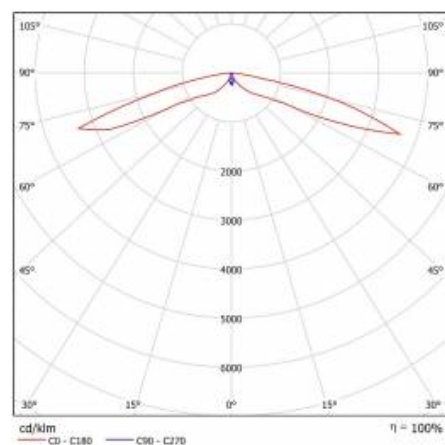
## APPLICATION

Autonomous emergency luminaire is mainly used for illumination of escape routes and fire protection devices after power failure, i.e. in emergency mode. Especially recommended everywhere, where it is necessary to install emergency lighting within the scope of modernization of existing system. Successfully replaces luminaires with embedded emergency module. Due to additional sealing, the luminaire achieves IP65 tightness and may be used in places with increased humidity or outdoors under the roofing.

## TECHNICAL PARAMETERS TABLE

Light source:	LED module	Impact resistance:	IK07
Nominal power [W]:	1	Mounting version:	surface
Rated power of the luminaire [W]:	1	Working temperature [°C]:	from +5 to +35
Supply voltage [V]:	220-240	Emergency lighting [h]:	2
Frequency [Hz]:	50 - 60	Index:	550263
Luminous flux [lm]:	140	EAN:	5905963550263
Luminous efficacy [lm/W]:	139	Category type:	emergency lighting
Electrical protection class:	II	Version:	corridor
Colour temperature [K]:	5000	Autotest:	yes
Colour rendering index:	70	Operating mode:	NM
LED lifespan L70B50 [h]:	275000	Light distribution type:	corridor
Beam angle [°]:	120	ETIM class:	EC001957
Battery:	NiMh	Photobiological safety:	RG0 - exempt (no photobiological hazard)
Diffuser material:	PMMA	Luminaire rated power $P_{min}$ [W]:	1
Material of the body:	PC	Energy efficiency class:	C
Colour of the body:	white	Warranty [years]:	2 / 0.5 (bateria)
Dimensions (H/W/T/S) [mm]:	ø140/40	CE certificate:	<a href="#">112/2023</a>
Mounting dimensions [mm]:	104	Manual:	<a href="#">Download PDF</a>
Ingress protection:	IP65	Plik LDT:	<a href="#">Download</a>

## LIGHT CURVES




ACCESSORIES AVAILABLE

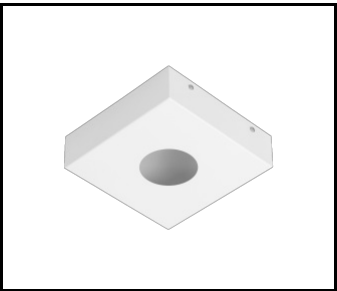
index	Name
545672	DOT CS galvanized steel arm
551161	Ceiling spacer DOT white matt
997570	DOT square frame. white matt texture
997587	DOT square frame black matt texture



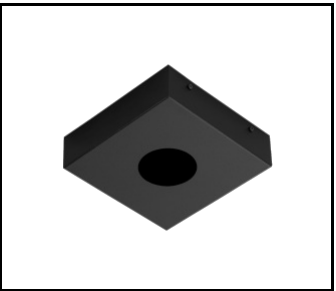
DOT CS galvanized steel arm (545672)



Ceiling spacer DOT white matt (551161)



DOT square frame. white matt texture (997570)



DOT square frame black matt texture (997587)