

# TYTAN 2 LED BASIC MULTI 1150MM 5150-8150LM 840 IP66 LS2

DETAILED CARD



## TECHNICAL PARAMETERS

|   |                     |
|---|---------------------|
| <b>Index:</b>                                       | 940941              |
| <b>Ingress protection:</b>                          | IP66                |
| <b>Impact resistance:</b>                           | IK09                |
| <b>Rated power [W] - range:</b>                     | 34/42/51/59         |
| <b>Luminous flux of the luminaire [lm] - range:</b> | 5150/6200/7250/8150 |
| <b>Colour temperature [K]:</b>                      | 4000                |
| <b>Material of the body:</b>                        | PC                  |
| <b>Colour of the body:</b>                          | grey                |
| <b>Diffuser material:</b>                           | PC                  |

## CHARACTERISTICS

TYTAN 2 LED BASIC MULTI is a basic line of lighting fixtures that provides an excellent alternative to traditional fluorescent lamps. The lighting fixture has been designed from scratch. TYTAN 2 LED BASIC MULTI includes new solutions which improve the light distribution and the temperature balance. The new LED panels ensure high luminous efficacy up to 158 lm/W. This provides the required level of lighting along with significant energy savings. The lighting fixture includes many improvements which facilitate and speed up the installation process: a solution involving the integration of the diffuser with the LED panel, a diffuser suspension system, and adjustable mounting brackets with an installation tolerance of +/-50 mm. As a standard, the fixture is equipped with robust clips made of stainless steel (INOX). The body of the fixture and the diffuser are resistant to UV radiation. The MULTI luminaire version allows individual configuration: thanks to the built-in microswitch, it is possible to choose one of four settings (rated power of the luminaire [W]/luminous flux of the fitting [lm]): 18W-31W - 1. 18W/2700 lm; 2. 22W/3250 lm; 3. 26W/3800 lm; 4. 32W/4300 lm; 22W-38W - 1. 22W/3300 lm; 2. 27W/4000 lm; 3. 31W/4500 lm; 4. 38W/5300 lm; 26W-46W - 1. 26W/4050 lm; 2. 32W/4950 lm; 3. 39W/5800 lm; 4. 46W/6600 lm; 29W-51W - 1. 29W/4400 lm; 2. 37W/5400 lm; 3. 44W/6300 lm; 4. 51W/7150 lm; 32W-55W - 1. 32W/5050 lm; 2. 40W/6200 lm; 3. 47W/7250 lm; 4. 55W/8250 lm; 34W-59W - 1. 34W/5150 lm; 2. 42W/6200 lm; 3. 51W/7250 lm; 4. 59W/8150 lm;

## APPLICATION

The multifunctional LED lamp is designed for use in areas with high requirements for dust and water resistance. Especially recommended for lighting public facilities, including hospitals, educational facilities, halls, garages, passages, warehouses, shops, food industry, commercial and industrial facilities (factories, laboratories), warehouses, parking lots (underground and multi-level), sports stadiums, transport terminals and underground passages. The luminaire is ideal for new lighting applications as well as replacing traditional fluorescent luminaires with energy-saving LED solutions. Its design is adapted for surface and suspended mounting.

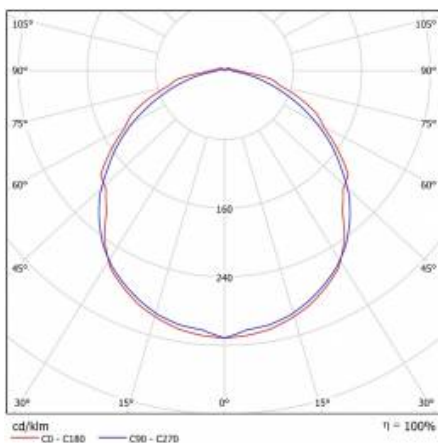
# TYTAN 2 LED BASIC MULTI 1150MM 5150-8150LM 840 IP66 LS2

DETAILED CARD

## TECHNICAL PARAMETERS TABLE

|  |                     |                                |   |
|--|---------------------|--------------------------------|---|
| Index:                                       | 940941              | Impact resistance:             | IK09  |
| EAN:   | 5905963940941       | Ingress protection:            | IP66  |
| Light source:                                | LED module          | Mounting version:              | surface, suspended  |
| Rated power [W] - range:                     | 34/42/51/59         | Working temperature [°C]:      | from -20 to +35   |
| Luminous flux of the luminaire [lm] - range: | 5150/6200/7250/8150 | Through wiring:                | LS2   |
| Supply voltage [V]:                          | 220 - 240           | Net weight [kg]:               | 1.700   |
| Frequency [Hz]:                              | 50 - 60             | LED lifespan L70B50 [h]:       | 90000   |
| Luminous efficacy [lm/W]:                    | 151                 | LED lifespan L80B10 [h]:       | 57000   |
| Energy efficiency class:                     | C                   | LED lifespan L90B10 [h]:       | 28000   |
| Electrical protection class:                 | I                   | Additional accessories:        | protective grid, adjustable handle  |
| Colour temperature [K]:                      | 4000                | Wire type:                     | 5x1,5   |
| Color rendering index (Ra) >:                | 80                  | The number of implement units: | 1   |
| SDCM:  | 3                   | Photobiological safety:        | Risk Group 1 (no photobiological hazard under normal behavioral limitation) |
| Power factor:                                | 0.90                | Warranty [years]:              | 5   |
| Exchangeable source:                         | yes                 | CE certificate:                | <a href="#">77/2026</a>   |
| Diffuser material:                           | PC                  | ENEC Certificate:              | <a href="#">0310/ENEC/23</a>  |
| Diffuser type:                               | matt                | PZH certificate:               | <a href="#">B-BK-60112-0280/2025</a>  |
| Material of the body:                        | PC                  | HACCP:                         | <a href="#">852/2004</a>  |
| Colour of the body:                          | grey                | Manual:                        | <a href="#">Download PDF</a>  |
| Dimensions (H/W/T/S) [mm]:                   | 1152/85/80          | Pliik LDT:                     | <a href="#">Download</a>  |

## LIGHT CURVES



# TYTAN 2 LED BASIC MULTI 1150MM 5150-8150LM 840 IP66 LS2

DETAILED CARD

## TECHNICAL DETAILS



regulowane uchwyty / adjustable  
handles / einstellbare Halterungen



system zwieszania klosza / suspension  
system of the diffuser / hängende  
Diffusor




wybór miejsca zasilania / choosing a  
place of power supply /  
Stromversorgungsanschluss von  
mehreren Seite möglich

# TYTAN 2 LED BASIC MULTI 1150MM 5150-8150LM 840 IP66 LS2

DETAILED CARD

## ACCESSORIES AVAILABLE

| index    | Name  |
|----------|---|
| 908200   | TYTAN LED. ATLAS LED. INDUSTRY LED - adjustable handle (set of 2) |
| 907913   | TYTAN LED. ATLAS LED - protective grid 1152mm                     |
| 907920   | TYTAN LED. ATLAS LED - protective grid 1432mm                     |
| 16000507 | Breathable gland gray M20*1.5 IP68                                |
| 60000006 | M16 stuffing box plug various PA black M-16 - BPM-21              |
| 80000378 | Cable gland PG 13.5 Titanium PA 6.6 gray with nut                 |



TYTAN LED. ATLAS LED. INDUSTRY LED - adjustable handle (set of 2) (908200)



TYTAN LED. ATLAS LED - protective grid 1152mm (907913)



TYTAN LED. ATLAS LED - protective grid 1432mm (907920)



Breathable gland gray M20\*1.5 IP68 (16000507)




M16 stuffing box plug various PA black M-16 - BPM-21 (60000006)

Card creation date: 24 March 2025

The company reserves the right to make design changes or upgrades in the presented product. Product data sheet does not constitute an offer. \* Parameter tolerance is +/- 10%

 This product is a subject to electric and electronic waste equipment regulations (WEEE).

 Certificate CE - Nr: 77/2026