


TERRA 2 LED ZW 595X300MM X2 1900LM 840 BLACK MAT STRUCTURE (20W)

DETAILED CARD



TECHNICAL PARAMETERS

| | |
|-----------------------------------|---------------------|
| Index: | 237270 |
| Ingress protection: | IP20 |
| Nominal power [W]: | 20 |
| Luminous flux [lm]*: | 1900 |
| Colour rendering index: | >80 |
| SDCM: | ≤ 3 |
| Material of the body: | powder coated steel |
| Mounting version: | suspended |
| Dimensions (H/W/T/S) [mm]: | 595/300/38 |
| Warranty [years]: | 5 |

CHARACTERISTICS

LED luminaire with high total luminous Flux. Made of powder-coated white steel sheet. The luminaire has a patented HE reflector installed, which ensures efficiency and effectively eliminates glare. Available mounting versions: surface mounted, surface mounted on neodymium magnets (magnet ver. / N-MAG), flush-mounted in modular or KG ceilings (using an adapter) or suspended. In the surface-mounted version, solutions influencing the speed and safety of installation were used. In addition, the versions with neodymium magnets shorten the installation time of surface-mounted versions to an absolute minimum.

APPLICATION

General purpose surface mounted luminaire for indoor application in offices or other utility rooms. Appropriate as the main light source even when the work requires eyesight concentration.

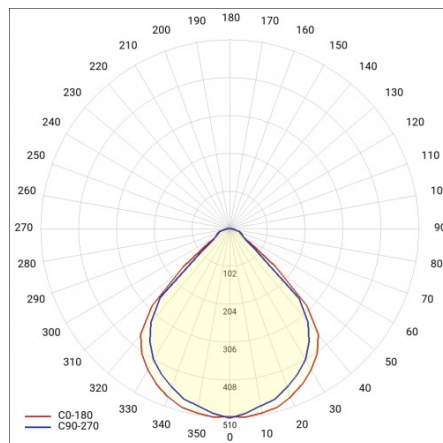
TERRA 2 LED ZW 595X300MM X2 1900LM 840 BLACK MAT STRUCTURE (20W)

DETAILED CARD

TECHNICAL PARAMETERS TABLE

| | | | |
|-----------------------------------|------------|---------------------------|---|
| Nominal power [W]: | 20 | Colour rendering index: | >80 |
| Index: | 237270 | SDCM: | ≤ 3 |
| Colour temperature [K]: | 4000 | Power factor: | 0.95 |
| Light source: | LED module | Material of the body: | powder coated steel |
| Luminous flux [lm]: | 1900 | Ingress protection: | IP20 |
| Optics: | black HE | Working temperature [°C]: | from -20 to +35 |
| Rated power of the luminaire [W]: | 22.70 | Category type: | louvres |
| Version: | 2x1 | Category of application: | commercial facilities, educational institutions |
| Supply voltage [V]: | 220-240 | LED lifespan L70B50 [h]: | 132000 |
| Colour of the body: | black mat | LED lifespan L80B20 [h]: | 84000 |
| Frequency [Hz]: | 50 - 60 | LED lifespan L90B10 [h]: | 42000 |
| Dimensions (H/W/T/S) [mm]: | 595/300/38 | Photobiological safety: | Risk Group 1 (no photobiological hazard under normal behavioral limitation) |
| Mounting version: | suspended | Warranty [years]: | 5 |
| Luminous efficacy [lm/W]: | 84 | CE certificate: | 354/2023 |
| Energy efficiency class: | F | Manual: | Download PDF |
| Electrical protection class: | II | Plik LDT: | Download |


LIGHT CURVES



Card creation date: 03 March 2025

The company reserves the right to make design changes or upgrades in the presented product. Product data sheet does not constitute an offer. * Parameter tolerance is +/- 10%

 This product is a subject to electric and electronic waste equipment regulations (WEEE).

 Certificate CE - Nr: 354/2023



Lena Lighting S.A.
ul. Kórnicka 52, 63-000 Środa Wielkopolska
tel. +48 61 28 60 333 (Pn-Pt, 8-16), e-mail: hello@lenalighting.pl, www.lenalighting.pl