


TERRA 2 LED N 1195X230MM X2 2800LM 830 BLACK MAT STRUCTURE (36W)

DETAILED CARD



TECHNICAL PARAMETERS

Index:	238345
Ingress protection:	IP20
Nominal power [W]:	36
Luminous flux [lm]*:	2800
Colour rendering index:	>80
SDCM:	≤ 3
Material of the body:	powder coated steel
Mounting version:	surface
Dimensions (H/W/T/S) [mm]:	1195/230/36
Warranty [years]:	5

CHARACTERISTICS

LED luminaire with high total luminous Flux. Made of powder-coated white steel sheet. The luminaire has a patented HE reflector installed, which ensures efficiency and effectively eliminates glare. Available mounting versions: surface mounted, surface mounted on neodymium magnets (magnet ver. / N-MAG), flush-mounted in modular or KG ceilings (using an adapter) or suspended. In the surface-mounted version, solutions influencing the speed and safety of installation were used. In addition, the versions with neodymium magnets shorten the installation time of surface-mounted versions to an absolute minimum.

APPLICATION

General purpose surface mounted luminaire for indoor application in offices or other utility rooms. Appropriate as the main light source even when the work requires eyesight concentration.

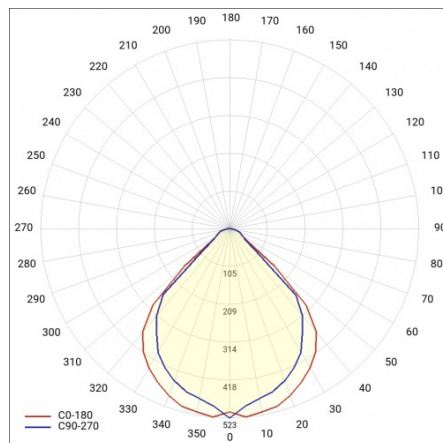
TERRA 2 LED N 1195X230MM X2 2800LM 830 BLACK MAT STRUCTURE (36W)

DETAILED CARD

TECHNICAL PARAMETERS TABLE

Nominal power [W]:	36	Colour rendering index:	>80
Index:	238345	SDCM:	≤ 3
Colour temperature [K]:	3000	Power factor:	0.96
Light source:	LED module	Material of the body:	powder coated steel
Luminous flux [lm]:	2800	Ingress protection:	IP20
Optics:	black HE	Working temperature [°C]:	from -20 to +35
Rated power of the luminaire [W]:	39.80	Category type:	louvres
Version:	2x1	Category of application:	commercial facilities, educational institutions
Supply voltage [V]:	220-240	LED lifespan L70B50 [h]:	132000
Colour of the body:	black mat	LED lifespan L80B20 [h]:	84000
Frequency [Hz]:	50 - 60	LED lifespan L90B10 [h]:	42000
Dimensions (H/W/T/S) [mm]:	1195/230/36	Photobiological safety:	Risk Group 1 (no photobiological hazard under normal behavioral limitation)
Mounting version:	surface	Warranty [years]:	5
Luminous efficacy [lm/W]:	70	CE certificate:	354/2023
Energy efficiency class:	G	Manual:	Download PDF
Electrical protection class:	II	Plik LDT:	Download


LIGHT CURVES



Card creation date: 03 March 2025

The company reserves the right to make design changes or upgrades in the presented product. Product data sheet does not constitute an offer. * Parameter tolerance is +/- 10%

 This product is a subject to electric and electronic waste equipment regulations (WEEE).

 Certificate CE - Nr: 354/2023

LENA
LIGHTING

Lena Lighting S.A.
ul. Kórnicka 52, 63-000 Środa Wielkopolska
tel. +48 61 28 60 333 (Pn-Pt, 8-16), e-mail: hello@lenalighting.pl, www.lenalighting.pl