

TERRA 2 LED ZW 595X595MM X4 840 WHITE MAT (MULTIWATT 24-36W)

DETAILED CARD



TECHNICAL PARAMETERS

Index:	239717
Ingress protection:	IP20
Colour temperature [K]:	4000
Color rendering index (Ra) >:	80
SDCM:	3
Material of the body:	powder coated steel
Beam angle [°]:	90
Supply voltage [V]:	220-240
Working temperature [°C]:	from -20 to +35
Warranty [years]:	5

CHARACTERISTICS

Square LED luminaire with high total luminous Flux. Made of powder-coated white steel sheet. The luminaire has a patented HE reflector installed, which ensures efficiency and effectively eliminates glare. Available mounting versions: surface mounted, surface mounted on neodymium magnets (magnet ver. / N-MAG), flush-mounted in modular or KG ceilings (using an adapter) or suspended. In the surface-mounted version, solutions influencing the speed and safety of installation were used. In addition, the versions with neodymium magnets shorten the installation time of surface-mounted versions to an absolute minimum.

The MULTI luminaire version allows individual configuration: thanks to the built-in micoswitch, it is possible to choose one of three settings (nominal power of the fitting [W] / luminous flux of the fitting [lm]).

UGR <19

Unified Glare Rating is an indicator characterizing glare. The lower the Unified Lighting Rating Index (UGR), the lower the glare. In the case of luminaires designed for office spaces, UGR <19, among others improves comfort of work, reduces errors and fatigue. The UGR value also depends on many factors characterizing the room and the location of the observer. Special computer programs should be used to precisely determine the degree of glare for specific conditions.

APPLICATION

General purpose recessed luminaire for indoor application in offices or other utility rooms. Appropriate as the main light source even when the work requires eyesight concentration.

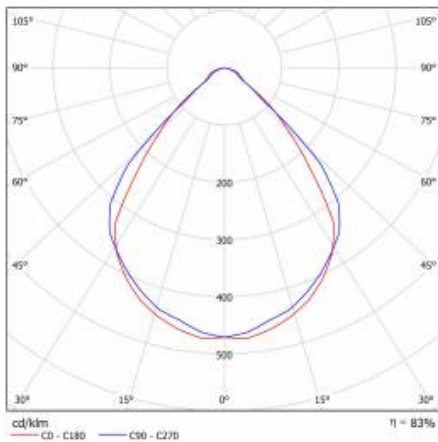
TERRA 2 LED ZW 595X595MM X4 840 WHITE MAT (MULTIWATT 24-36W)

DETAILED CARD

TECHNICAL PARAMETERS TABLE

Index:	239717	Dimensions (H/W/T/S) [mm]:	595/595/38
Light source:	LED module	Ingress protection:	IP20
Nominal power [W] - range:	24/36	Mounting version:	suspended
Luminous flux of the luminaire [lm] - range:	3000/4200	Working temperature [°C]:	from -20 to +35
Supply voltage [V]:	220-240	Category type:	troffers
Frequency [Hz]:	50 - 60	Version:	4x1
Energy efficiency class:	A+	LED lifespan L70B50 [h]:	132000
Electrical protection class:	II	LED lifespan L80B10 [h]:	84000
Colour temperature [K]:	4000	LED lifespan L90B10 [h]:	42000
Color rendering index (Ra) >:	80	Photobiological safety:	Risk Group 1 (no photobiological hazard under normal behavioral limitation)
SDCM:	3	Warranty [years]:	5
Power factor:	0.95	CE certificate:	386/2023
Optics:	HE	Manual:	Download PDF
Material of the body:	powder coated steel	Plik LDT:	Download
Colour of the body:	white mat		

LIGHT CURVES



TERRA 2 LED ZW 595X595MM X4 840 WHITE MAT (MULTIWATT 24-36W)

DETAILED CARD

TECHNICAL DETAILS




TERRA 2 LED

TERRA 2 LED ZW 595X595MM X4 840 WHITE MAT (MULTIWATT 24-36W)


DETAILED CARD

ACCESSORIES AVAILABLE

index	Name
374845	Frame adapter KG 635x635 WHITE
998966	Frame steel white structure RAL9016 600x600 SM "well effect"



Frame adapter KG 635x635
WHITE (374845)



Frame steel white structure RAL9016
600x600 SM "well effect" (998966)

Card creation date: 28 October 2025

The company reserves the right to make design changes or upgrades in the presented product. Product data sheet does not constitute an offer. * Parameter tolerance is +/- 10%



This product is a subject to electric and electronic waste equipment regulations (WEEE).



Certificate CE - Nr: 386/2023