

TERRA 2 LED P 595X595MM X2 5400LM 840 WHITE GLOSSY (48W)

DETAILED CARD



TECHNICAL PARAMETERS

| | |
|---|---------------------|
| Index: | 238949 |
| Ingress protection: | IP20 |
| Nominal power [W]: | 48 |
| Luminous flux [lm]*: | 5400 |
| Color rendering index (Ra) >: | 80 |
| SDCM: | 3 |
| Material of the body: | powder coated steel |
| Optics: | HE |
| Mounting version: | recessed |
| Dimensions (H/W/T/S) [mm]: | 595/595/32 |

CHARACTERISTICS

Recessed square LED luminaire with high total luminous Flux. Made of powder-coated white steel sheet. The luminaire has a patented HE reflector installed, which ensures efficiency and effectively eliminates glare. Available mounting versions: surface mounted, surface mounted on neodymium magnets (magnet ver. / N-MAG), flush-mounted in modular or KG ceilings (using an adapter), or suspended. In the surface-mounted version, solutions influencing the speed and safety of installation were used. In addition, the versions with neodymium magnets shorten the installation time of surface-mounted versions to an absolute minimum.

UGR <19

Unified Glare Rating is an indicator characterizing glare. The lower the Unified Lighting Rating Index (UGR), the lower the glare. In the case of luminaires designed for office spaces, UGR <19, among others improves the comfort of work, reduces errors and fatigue. The UGR value also depends on many factors characterizing the room and the location of the observer. Special computer programs should be used to precisely determine the degree of glare for specific conditions.

APPLICATION

General-purpose recessed luminaire for indoor application in offices or other utility rooms. Appropriate as the main light source even when the work requires eyesight concentration.

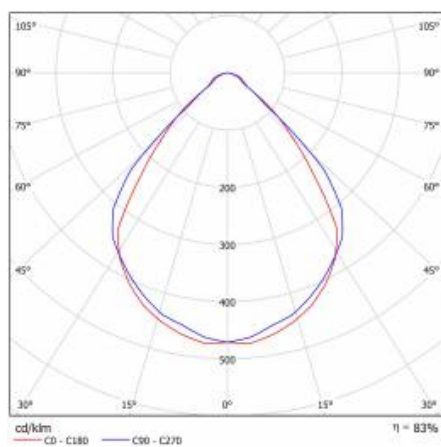
TERRA 2 LED P 595X595MM X2 5400LM 840 WHITE GLOSSY (48W)

DETAILED CARD

TECHNICAL PARAMETERS TABLE

| | | | |
|-----------------------------------|---------------------|----------------------------|---|
| Index: | 238949 | Colour of the body: | white gloss |
| Light source: | LED module | Dimensions (H/W/T/S) [mm]: | 595/595/32 |
| Nominal power [W]: | 48 | Ingress protection: | IP20 |
| Rated power of the luminaire [W]: | 53.40 | Mounting version: | recessed |
| Supply voltage [V]: | 220-240 | Working temperature [°C]: | from -20 to +35 |
| Frequency [Hz]: | 50 - 60 | Category type: | troffers |
| Luminous flux [lm]: | 5400 | LED lifespan L70B50 [h]: | 132000 |
| Luminous efficacy [lm/W]: | 101 | LED lifespan L80B10 [h]: | 84000 |
| Energy efficiency class: | E | LED lifespan L90B10 [h]: | 42000 |
| Electrical protection class: | II | Photobiological safety: | Risk Group 1 (no photobiological hazard under normal behavioral limitation) |
| Colour temperature [K]: | 4000 | Version: | 2x1 |
| Color rendering index (Ra) >: | 80 | Warranty [years]: | 5 |
| SDCM: | 3 | CE certificate: | 248/2023 |
| Power factor: | 0.97 | Manual: | Download PDF |
| Optics: | HE | Plik LDT: | Download |
| Material of the body: | powder coated steel | | |

LIGHT CURVES



TERRA 2 LED P 595X595MM X2 5400LM 840 WHITE GLOSSY (48W)

DETAILED CARD

TECHNICAL DETAILS




TERRA 2 LED

TERRA 2 LED P 595X595MM X2 5400LM 840 WHITE GLOSSY (48W)


DETAILED CARD

ACCESSORIES AVAILABLE


| index | Name |
|--------|--|
| 374845 | Frame adapter KG 635x635 WHITE |
| 998966 | Frame steel white structure RAL9016 600x600 SM "well effect" |
| 998973 | Frame steel white gloss RAL9016 600x600 SM "well effect" |



Frame adapter KG 635x635
WHITE (374845)



Frame steel white structure RAL9016
600x600 SM "well effect" (998966)



Frame steel white gloss RAL9016
600x600 SM "well effect" (998973)

Card creation date: 03 January 2025

The company reserves the right to make design changes or upgrades in the presented product. Product data sheet does not constitute an offer. * Parameter tolerance is +/- 10%



This product is a subject to electric and electronic waste equipment regulations (WEEE).



Certificate CE - Nr: 248/2023