

# TERRA 2 LED P 595X595MM X2 3950LM 830 WHITE MAT (36W)

DETAILED CARD



## TECHNICAL PARAMETERS

<b>Index:</b>	239298
<b>Ingress protection:</b>	IP20
<b>Nominal power [W]:</b>	36
<b>Luminous flux [lm]*:</b>	3950
<b>Color rendering index (Ra) &gt;:</b>	80
<b>SDCM:</b>	3
<b>Material of the body:</b>	powder coated steel
<b>Optics:</b>	HE
<b>Mounting version:</b>	recessed
<b>Dimensions (H/W/T/S) [mm]:</b>	595/595/32

## CHARACTERISTICS

Recessed square LED luminaire with high total luminous Flux. Made of powder-coated white steel sheet. The luminaire has a patented HE reflector installed, which ensures efficiency and effectively eliminates glare. Available mounting versions: surface mounted, surface mounted on neodymium magnets (magnet ver. / N-MAG), flush-mounted in modular or KG ceilings (using an adapter), or suspended. In the surface-mounted version, solutions influencing the speed and safety of installation were used. In addition, the versions with neodymium magnets shorten the installation time of surface-mounted versions to an absolute minimum. UGR <19

Unified Glare Rating is an indicator characterizing glare. The lower the Unified Lighting Rating Index (UGR), the lower the glare. In the case of luminaires designed for office spaces, UGR <19, among others improves the comfort of work, reduces errors and fatigue. The UGR value also depends on many factors characterizing the room and the location of the observer. Special computer programs should be used to precisely determine the degree of glare for specific conditions.

## APPLICATION

General-purpose recessed luminaire for indoor application in offices or other utility rooms. Appropriate as the main light source even when the work requires eyesight concentration.

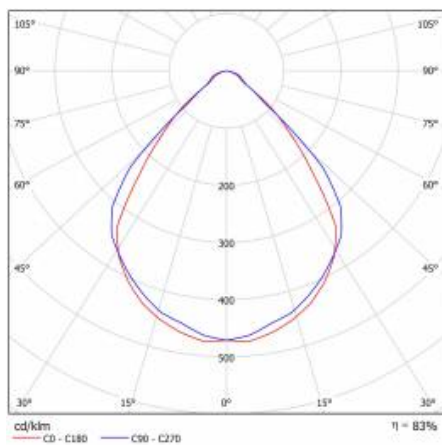
# TERRA 2 LED P 595X595MM X2 3950LM 830 WHITE MAT (36W)

DETAILED CARD

## TECHNICAL PARAMETERS TABLE

Index:	239298	Colour of the body:	white mat
Light source:	LED module	Dimensions (H/W/T/S) [mm]:	595/595/32
Nominal power [W]:	36	Ingress protection:	IP20
Rated power of the luminaire [W]:	39.80	Mounting version:	recessed
Supply voltage [V]:	220-240	Working temperature [°C]:	from -20 to +35
Frequency [Hz]:	50 - 60	Category type:	troffers
Luminous flux [lm]:	3950	LED lifespan L70B50 [h]:	132000
Luminous efficacy [lm/W]:	99	LED lifespan L80B10 [h]:	84000
Energy efficiency class:	E	LED lifespan L90B10 [h]:	42000
Electrical protection class:	II	Photobiological safety:	Risk Group 1 (no photobiological hazard under normal behavioral limitation)
Colour temperature [K]:	3000	Version:	2x1
Color rendering index (Ra) >:	80	Warranty [years]:	5
SDCM:	3	CE certificate:	<a href="#">248/2023</a>
Power factor:	0.96	Manual:	<a href="#">Download PDF</a>
Optics:	HE	Pliik LDT:	<a href="#">Download</a>
Material of the body:	powder coated steel		

## LIGHT CURVES



# TERRA 2 LED P 595X595MM X2 3950LM 830 WHITE MAT (36W)

---

DETAILED CARD

## TECHNICAL DETAILS

---




TERRA 2 LED

# TERRA 2 LED P 595X595MM X2 3950LM 830 WHITE MAT (36W)


DETAILED CARD

## ACCESSORIES AVAILABLE


index	Name
374845	Frame adapter KG 635x635 WHITE
998966	Frame steel white structure RAL9016 600x600 SM "well effect"
998973	Frame steel white gloss RAL9016 600x600 SM "well effect"



Frame adapter KG 635x635  
WHITE (374845)



Frame steel white structure RAL9016  
600x600 SM "well effect" (998966)



Frame steel white gloss RAL9016  
600x600 SM "well effect" (998973)

Card creation date: 03 January 2025

The company reserves the right to make design changes or upgrades in the presented product. Product data sheet does not constitute an offer. \* Parameter tolerance is +/- 10%



This product is a subject to electric and electronic waste equipment regulations (WEEE).



Certificate CE - Nr: 248/2023