


# SQ 600 LED 8400LM PRM DALI I KL. IP20 592X592MM 840 (60W)

DETAILED CARD



## TECHNICAL PARAMETERS

Index:	668760
Ingress protection:	IP44/IP20
Nominal power [W]:	60
Luminous flux [lm]*:	8400
Colour rendering index:	80
SDCM:	≤ 3
Energy efficiency class:	D
Material of the body:	ABS
Diffuser material:	PS
Diffuser type:	PRM

## CHARACTERISTICS

SQ 600 LED is a new line of square luminaires. The construction, designed from scratch, introduces new solutions ensuring excellent lighting parameters. The body is made of plastic, therefore it is characterized by low weight. The diffuser provides excellent light transmission. The integrated LED module guarantees low power consumption and all the advantages of modern LED light sources.

The luminaire is available in 2 versions:

- with OPAL diffuser - providing soft light;
- with PRM diffuser - with higher luminous efficiency and low glare UGR <19 (18W, 24W, 32W versions).

Available options:

- RCR sensor - sensor used for motion detection, without twilight detection option; uses microwaves for detection (active sensor),
- control in the DALI standard,
- CORRIDOR corridor function (RCR + DALI).

The ingress protection- depends on the method of installation:

- surface mounted - IP20,
- flush-mounted - IP44/20.

## APPLICATION

Surface-mounted luminaire with the possibility of flush mounting in modular ceilings and in plasterboard ceilings (using plasterboard recessing kit) is especially recommended for offices, spacious corridors and public spaces.

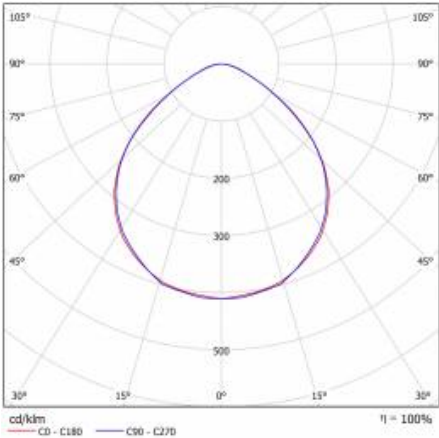
# SQ 600 LED 8400LM PRM DALI I KL. IP20 592X592MM 840 (60W)

DETAILED CARD

## TECHNICAL PARAMETERS TABLE

Index:	668760	Dimensions (H/W/T/S) [mm]:	592/592/44
Light source:	LED module	Mounting dimensions [mm]:	563/297
Nominal power [W]:	60	Ingress protection:	IP44/IP20
Rated power of the luminaire [W]:	65	Glow wire test [°C]:	650
Supply voltage [V]:	220-240	Mounting version:	surface mounted; recessed mounted in modular ceiling possible
Frequency [Hz]:	50 - 60	DIMM DALI:	yes
Luminous flux [lm]:	8400	Net weight [kg]:	2.230
Luminous efficacy [lm/W]:	129	Category type:	troffers
Energy efficiency class:	D	Category of application:	educational institutions, commercial facilities
Electrical protection class:	I	LED lifespan L70B50 [h]:	132000
Colour temperature [K]:	4000	LED lifespan L80B20 [h]:	84000
Colour rendering index:	80	LED lifespan L90B10 [h]:	42000
SDCM:	≤ 3	Light distribution type:	open space
Power factor:	0.95	Technical Warranty:	5
Diffuser material:	PS	PZH certificate:	<a href="#">B-BK-60212-0618/20</a>
Diffuser type:	PRM	CE certificate:	<a href="#">110/2023</a>
Diffuser colour:	transparent	Manual:	<a href="#">Download PDF</a>
Material of the body:	ABS	ENEC Certificate:	<a href="#">PL BBJ/006/2021/M1</a>
Colour of the body:	white	Plik LDT:	<a href="#">Download</a>

## LIGHT CURVES

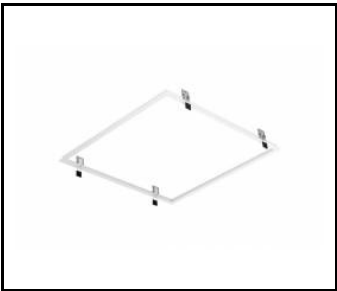


# SQ 600 LED 8400LM PRM DALI I KL. IP20 592X592MM 840 (60W)


DETAILED CARD

## ACCESSORIES AVAILABLE

index	Name
999543	Plasterboard recessing kit 630x630 white (steel version)
978395	Installation kit SQ 600 Ceiling system H40 100x100
374845	Frame adapter KG 635x635 WHITE
998966	Frame steel white structure RAL9016 600x600 SM "well effect"



Plasterboard recessing kit 630x630 white (steel version) (999543)



Frame steel white structure RAL9016 600x600 SM "well effect" (998966)

Card creation date: 01 September 2025

The company reserves the right to make design changes or upgrades in the presented product. Product data sheet does not constitute an offer. \* Parameter tolerance is +/- 10%



This product is a subject to electric and electronic waste equipment regulations (WEEE).



Certificate CE - Nr: 110/2023



Lena Lighting S.A.  
ul. Kórnicka 52, 63-000 Środa Wielkopolska  
tel. +48 61 28 60 333 (Pn-Pt, 8-16), e-mail: hello@lenalighting.pl, www.lenalighting.pl