

QUEST PLUS LED HB 28000LM I KL. IP66 840 RCR SP10KV (192W)

DETAILED CARD



TECHNICAL PARAMETERS

Index:	559549
Ingress protection:	IP66
Impact resistance:	IK10
Nominal power [W]:	192
Luminous flux [lm]*:	28000
Colour temperature [K]:	4000
Colour rendering index:	>80
SDCM:	≤ 3
Electrical protection class:	I
Energy efficiency class:	C

CHARACTERISTICS

High-quality highbay with inbuilt LED source. The body is made of die-cast aluminium, powder coated in grey (RAL 9006), and the mounting bracket is made of black-painted steel. The diffuser is made of 5 mm thick tempered glass.

Available version with radio motion sensor:

- allowing additional savings in electricity consumption
- convenient change of parameters by remote control (to be purchased separately).

APPLICATION

The luminaire is dedicated for surface or suspended installation (with chains) for educational, administrative and administrative facilities, halls, garages, passages, warehouses, shops, the food industry and commercial and service facilities related to food goods.

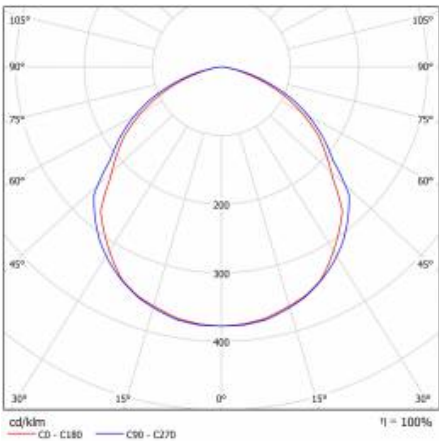
QUEST PLUS LED HB 28000LM I KL. IP66 840 RCR SP10KV (192W)

DETAILED CARD

TECHNICAL PARAMETERS TABLE

Light source:	LED module	Mounting version:	suspended
Nominal power [W]:	192	Working temperature [°C]:	from -25 to +35
Rated power of the luminaire [W]:	200.80	Wire type:	H07RN-F
Supply voltage [V]:	220-240	Cable length [m]:	0.70
Frequency [Hz]:	50 - 60	Net weight [kg]:	8.200
Luminous flux [lm]:	28000	CE certificate:	158/2018
Luminous efficacy [lm/W]:	139	Index:	559549
Energy efficiency class:	C	EAN:	5905963559549
Electrical protection class:	I	Category type:	high-bay and low-bay
Colour temperature [K]:	4000	Version:	2xM
Colour rendering index:	>80	AC voltage range [V]:	198 - 264
SDCM:	≤ 3	DC voltage range [V]:	176 - 280
Power factor:	0.99	LED lifespan L70B50 [h]:	112000
Beam angle [°]:	120	LED lifespan L80B20 [h]:	71000
Surge protection [kV]:	10	LED lifespan L90B10 [h]:	35000
Diffuser material:	tempered glass	Light distribution type:	symmetric
Diffuser type:	transparent	Additional accessories:	protective grid
Diffuser colour:	transparent	Photobiological safety:	Risk Group 1 (no photobiological hazard under normal behavioral limitation)
Material of the body:	aluminium	Motion sensor:	yes
Colour of the body:	grey	Warranty [years]:	5
Dimensions (H/W/T/S) [mm]:	424/671/51	Warranty [years]:	5
Impact resistance:	IK10	ETIM class:	EC001716
Ingress protection:	IP66	Manual:	Download PDF

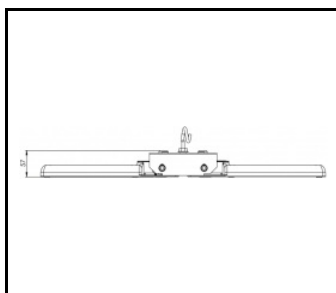
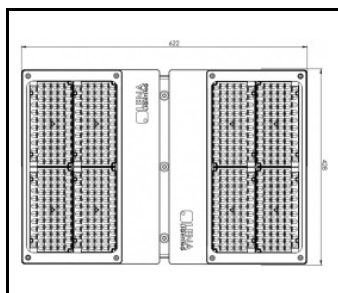
LIGHT CURVES



QUEST PLUS LED HB 28000LM I KL. IP66 840 RCR SP10KV (192W)

DETAILED CARD

TECHNICAL PICTURES



TECHNICAL DETAILS



przewód / cable H07RN-F 0,7m



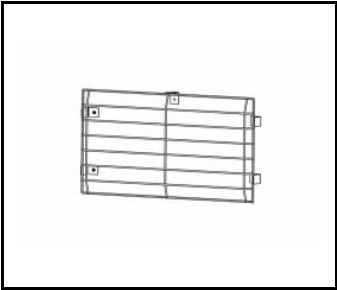
QUEST PLUS LED HB RCR

QUEST PLUS LED HB 28000LM I KL. IP66 840 RCR SP10KV (192W)

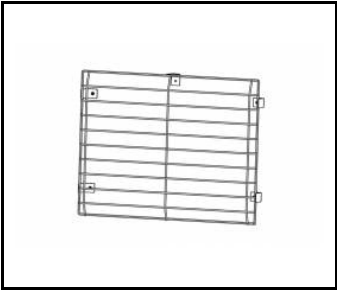
DETAILED CARD

ACCESSORIES AVAILABLE

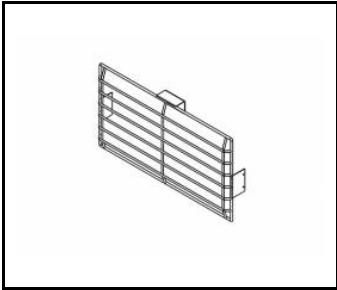
index	Name
559907	QUEST PLUS LED M protective grid RAL9006
559914	QUEST PLUS LED L protective grid RAL9006
559952	QUEST PLUS LED HB M protective grid RAL9006 single suspension
559945	QUEST PLUS LED HB L protective grid RAL9006 single suspension
559884	QUEST PLUS LED L - frame for recessed mounting
559891	QUEST PLUS LED M - frame for recessed mounting
WSEL438	WSEL438 HD01R Remote control for motion sensor



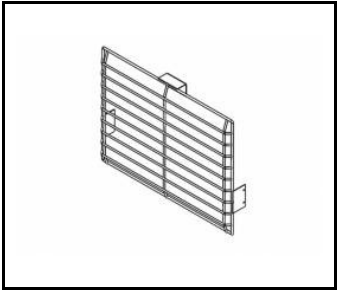
QUEST PLUS LED M protective grid RAL9006 (559907)




QUEST PLUS LED L protective grid RAL9006 (559914)



QUEST PLUS LED HB M protective grid RAL9006 single suspension (559952)




QUEST PLUS LED HB L protective grid RAL9006 single suspension (559945)



QUEST PLUS LED L - frame for recessed mounting (559884)



QUEST PLUS LED M - frame for recessed mounting (559891)



WSEL438 HD01R Remote control for motion sensor (WSEL438)

Card creation date: 07 May 2021

The company reserves the right to make design changes or upgrades in the presented product. Product data sheet does not constitute an offer. * Parameter tolerance is +/- 10%

 This product is a subject to electric and electronic waste equipment regulations (WEEE).

 Certificate CE - Nr: 158/2018