

CAPELLA LED PLUS EDGE BOX RING 950LM 830 IP54 WHITE (11W) 340MM ANTIVANDAL

DETAILED CARD



TECHNICAL PARAMETERS

| | |
|---------------------------------|--------|
| Index: | 950988 |
| Ingress protection: | IP54 |
| Impact resistance: | IK06 |
| Nominal power [W]: | 11 |
| Luminous flux [lm]*: | 950 |
| Colour temperature [K]: | 3000 |
| SDCM: | ≤ 4 |
| Energy efficiency class: | F |
| Material of the body: | ABS |

CHARACTERISTICS

CAPELLA LED is a wide line of luminaires combining high aesthetic values and lighting parameters. The body has been made from ABS and the frosted diffuser from impact-resistant polycarbonate (PC). A multitude of versions makes it possible to adapt the luminaire to many non-standard applications.

Luminaires of the PLUS variant line are fitted with branded components of recognized global manufacturers. It features extended life and warranty, increased light efficiency and optimal use of electricity (Power Factor).

This ceiling fixture is also available in the following variants:

- with a radio motion sensor,
- with a PIR presence detector,
- with DALI control,
- with CORRIDOR function (DALI + RCR),
- with Master / Slave RCR motion sensor (wireless),
- with emergency module,
- with very high ingress protection IP65,
- with ANTIVANDAL protection.

APPLICATION

Surface-mounted wall or ceiling luminaire intended for indoor use (utility rooms, staircases, circulation routes). It is also available in a version with an RF motion detector which is especially recommended for use in spaces open to the public.

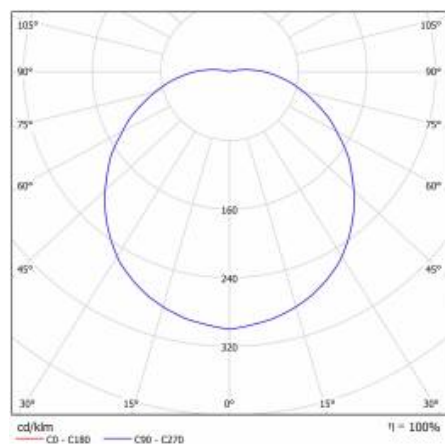
CAPELLA LED PLUS EDGE BOX RING 950LM 830 IP54 WHITE (11W) 340MM ANTIVANDAL

DETAILED CARD

TECHNICAL PARAMETERS TABLE

| | | | |
|-----------------------------------|------------|--------------------------------------|---|
| Light source: | LED module | Mounting dimensions [mm]: | 158 |
| Nominal power [W]: | 11 | Impact resistance: | IK06 |
| Rated power of the luminaire [W]: | 11.90 | Ingress protection: | IP54 |
| Supply voltage [V]: | 220-240 | Mounting version: | surface |
| Frequency [Hz]: | 50 - 60 | Working temperature [°C]: | from -10 to +35 |
| Luminous flux [lm]: | 950 | Accessories included: | gland, extraction, 2x cover cable, screws, wall plugs 6mm |
| Luminous efficacy [lm/W]: | 86 | Dimensions of single box [mm]: | 342/342/122 |
| Energy efficiency class: | F | Net weight [kg]: | 0.830 |
| Electrical protection class: | II | Warranty [years]: | 5 |
| Colour temperature [K]: | 3000 | CE certificate: | 373/2023 |
| Colour rendering index: | >80 | Index: | 950988 |
| SDCM: | ≤ 4 | EAN: | 5905963950988 |
| Power factor: | 0.93 | Category type: | bulkheads |
| Beam angle [°]: | 120 | Version: | EDGE BOX RING |
| Diffuser material: | PC | Vandalproof: | yes |
| Diffuser type: | OPAL | AC voltage range [V]: | 220 - 240 |
| Diffuser colour: | white | UGR (4H8H): | 16,1-24,2 |
| Optics material: | PMMA | Light distribution type: | lambertian |
| Optics: | lens | Dimensions of bulk box (H/W/D) [mm]: | 794/1194/982 |
| Material of the body: | ABS | Photobiological safety: | Risk Group 1 (no photobiological hazard under normal behavioral limitation) |
| Colour of the body: | white | EDGE/BOX Colour: | white |
| Ring colour: | white | Manual: | Download PDF |
| Dimensions (H/W/T/S) [mm]: | 320/105 | | |

LIGHT CURVES




CAPELLA LED PLUS EDGE BOX RING 950LM 830 IP54 WHITE (11W) 340MM ANTIVANDAL

DETAILED CARD


TECHNICAL DETAILS



CAPELLA LED EDGE



CAPELLA LED EDGE ANTYWANDAL



CAPELLA LED BOX ANTYWANDAL

Card creation date: 13 March 2024

The company reserves the right to make design changes or upgrades in the presented product. Product data sheet does not constitute an offer. * Parameter tolerance is +/- 10%



This product is a subject to electric and electronic waste equipment regulations (WEEE).



Certificate CE - Nr: 373/2023