

# CAPELLA LED PLUS EDGE BOX RING 1400LM 830 IP54 WHITE (15W) 340MM ANTIVANDAL

DETAILED CARD



## TECHNICAL PARAMETERS

<b>Index:</b>	951008
<b>Ingress protection:</b>	IP54
<b>Impact resistance:</b>	IK06
<b>Nominal power [W]:</b>	15
<b>Luminous flux [lm]*:</b>	1400
<b>Colour temperature [K]:</b>	3000
<b>SDCM:</b>	≤ 4
<b>Energy efficiency class:</b>	F
<b>Material of the body:</b>	ABS

## CHARACTERISTICS

CAPELLA LED is a wide line of luminaires combining high aesthetic values and lighting parameters. The body has been made from ABS and the frosted diffuser from impact-resistant polycarbonate (PC). A multitude of versions makes it possible to adapt the luminaire to many non-standard applications.

Luminaires of the PLUS variant line are fitted with branded components of recognized global manufacturers. It features extended life and warranty, increased light efficiency and optimal use of electricity (Power Factor).

This ceiling fixture is also available in the following variants:

- with a radio motion sensor,
- with a PIR presence detector,
- with DALI control,
- with CORRIDOR function (DALI + RCR),
- with Master / Slave RCR motion sensor (wireless),
- with emergency module,
- with very high ingress protection IP65,
- with ANTIVANDAL protection.

## APPLICATION

Surface-mounted wall or ceiling luminaire intended for indoor use (utility rooms, staircases, circulation routes). It is also available in a version with an RF motion detector which is especially recommended for use in spaces open to the public.

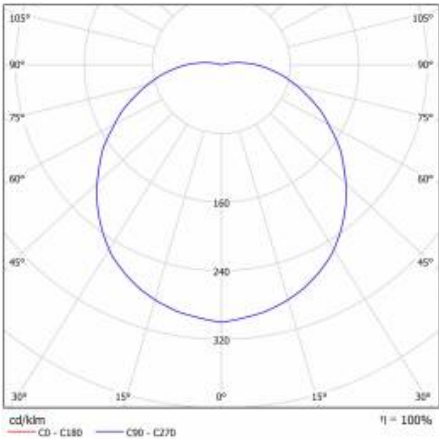
# CAPELLA LED PLUS EDGE BOX RING 1400LM 830 IP54 WHITE (15W) 340MM ANTIVANDAL

DETAILED CARD

## TECHNICAL PARAMETERS TABLE

Light source:	LED module	Mounting dimensions [mm]:	158
Nominal power [W]:	15	Impact resistance:	IK06
Rated power of the luminaire [W]:	16	Ingress protection:	IP54
Supply voltage [V]:	220-240	Mounting version:	surface
Frequency [Hz]:	50 - 60	Working temperature [°C]:	from -10 to +35
Luminous flux [lm]:	1400	Accessories included:	gland, extraction, 2x cover cable, screws, wall plugs 6mm
Luminous efficacy [lm/W]:	86	Dimensions of single box [mm]:	342/342/122
Energy efficiency class:	F	Net weight [kg]:	0.850
Electrical protection class:	II	Warranty [years]:	5
Colour temperature [K]:	3000	CE certificate:	<a href="#">373/2023</a>
Colour rendering index:	80	Index:	951008
SDCM:	≤ 4	EAN:	5905963951008
Power factor:	0.95	Category type:	bulkheads
Beam angle [°]:	120	Version:	EDGE BOX RING
Diffuser material:	PC	Vandalproof:	yes
Diffuser type:	OPAL	AC voltage range [V]:	220 - 240
Diffuser colour:	white	UGR (4H8H):	17,5-25,2
Optics material:	PMMA	Light distribution type:	lambertian
Optics:	lens	Dimensions of bulk box (H/W/D) [mm]:	794/1194/982
Material of the body:	ABS	Photobiological safety:	Risk Group 1 (no photobiological hazard under normal behavioral limitation)
Colour of the body:	white	EDGE/BOX Colour:	white
Ring colour:	white	Manual:	<a href="#">Download PDF</a>
Dimensions (H/W/T/S) [mm]:	320/105	Plik LDT:	<a href="#">Download</a>

## LIGHT CURVES




# CAPELLA LED PLUS EDGE BOX RING 1400LM 830 IP54 WHITE (15W) 340MM ANTIVANDAL


DETAILED CARD  
TECHNICAL DETAILS



CAPELLA LED EDGE



CAPELLA LED EDGE ANTIVANDAL



CAPELLA LED BOX ANTIVANDAL

Card creation date: 17 February 2025  
The company reserves the right to make design changes or upgrades in the presented product. Product data sheet does not constitute an offer. \* Parameter tolerance is +/- 10%

 This product is a subject to electric and electronic waste equipment regulations (WEEE).

 Certificate CE - Nr: 373/2023