

# TYTAN MULTI LED 1450 6300-10900LM 840 IP66 LS2

DETAILED CARD



## TECHNICAL PARAMETERS

<b>Index:</b>	358906
<b>Ingress protection:</b>	IP66
<b>Impact resistance:</b>	IK09
<b>Nominal power [W] - range:</b>	33/41/50/59
<b>Luminous flux of the luminaire [lm] - range:</b>	6300/7850/9350/10900
<b>Colour temperature [K]:</b>	4000
<b>Colour rendering index:</b>	>80
<b>SDCM:</b>	≤ 3
<b>Material of the body:</b>	PC
<b>Diffuser material:</b>	PC

## CHARACTERISTICS

TYTAN MULTI LED is a fitting from NEXT GEN line, which is a new generation of fittings in LED technology. The fitting, designed from scratch, allows new solutions improving the light distribution and temperature balance. Branded LED diodes and new LED modules have influence on a very high luminous efficacy: up to 175 lm/W. It guarantees the best required lighting level and energy saving up to 68%. The solution based on integration of the diffuser and LED module is applied in the fitting. The fitting has a lot of facilities making the mounting easier and faster: the system of diffuser suspension, adjustable mounting brackets ensuring the mounting tolerance +/-50mm. Standard equipment of the fitting: clips made of stainless steel (INOX). Motion sensor mounting height: up to 5 meters. The MULTI luminaire version allows individual configuration: thanks to the built-in microswitch, it is possible to choose one of four settings (nominal power of the fitting [W] / luminous flux of the fitting [lm]):

13W-24W - 1. 13W/2500 lm; 2. 17W/3150 lm; 3. 20W/3750 lm; 4. 24W/4350 lm;  
26W-47W - 1. 26W/5000 lm; 2. 33W/6250 lm; 3. 40W/7500 lm; 4. 47W/8700 lm;  
21W-29W - 1. 16W/3150 lm; 2. 21W/3900 lm; 3. 25W/4700 lm; 4. 29W/5450 lm;  
33W-59W - 1. 33W/6300 lm; 2. 41W/7850 lm; 3. 50W/9350 lm; 4. 59W/10900 lm.

## APPLICATION

The multifunctional LED lamp is designed for use in areas with high requirements for dust and water resistance. Especially recommended for lighting public facilities, including hospitals, educational facilities, halls, garages, passages, warehouses, shops, food industry, commercial and industrial facilities (factories, laboratories), warehouses, parking lots (underground and multi-level), sports stadiums, transport terminals and underground passages. The luminaire is ideal for new lighting applications as well as replacing traditional fluorescent luminaires with energy-saving LED solutions. Its design is adapted for surface and suspended mounting.

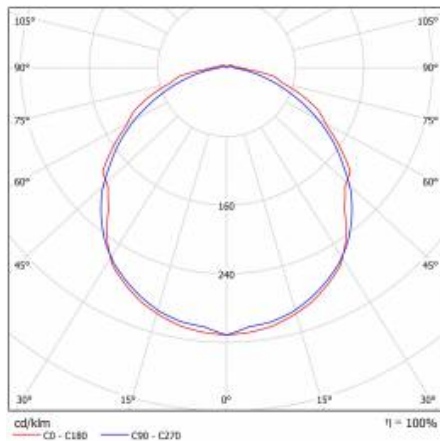
# TYTAN MULTI LED 1450 6300-10900LM 840 IP66 LS2

DETAILED CARD

## TECHNICAL PARAMETERS TABLE

Index:	358906	Dimensions (H/W/T/S) [mm]:	1432/85/80
EAN:	5905963358906	Impact resistance:	IK09
Light source:	LED module	Ingress protection:	IP66
Nominal power [W] - range:	33/41/50/59	Mounting version:	surface, suspended
Rated power [W] - range:	36/44.9/53.4/62.3	Working temperature [°C]:	from -20 to +35
Luminous flux of the luminaire [lm] - range:	6300/7850/9350/10900	Through wiring:	LS2
Luminous efficacy [lm/W]:	175	Warranty [years]:	5
Energy efficiency class:	B	Category type:	battens
Electrical protection class:	I	LED lifespan L70B50 [h]:	177000
Colour temperature [K]:	4000	LED lifespan L80B20 [h]:	111000
Colour rendering index:	>80	LED lifespan L90B10 [h]:	53000
SDCM:	≤ 3	ETIM class:	EC000109
Power factor:	0.91	Photobiological safety:	RG0 - exempt (no photobiological hazard)
Exchangeable source:	yes	Warranty [years]:	5
Diffuser material:	PC	CE certificate:	<a href="#">152/2019</a>
Diffuser type:	MAT	PZH certificate:	<a href="#">B-BK-60212-0152/20</a>
Diffuser colour:	white	HACCP:	<a href="#">852/2004</a>
Optics material:	PC	ENEC Certificate:	<a href="#">0310/ENEC/23</a>
Material of the body:	PC	Manual:	<a href="#">Download PDF</a>
Colour of the body:	grey		

## LIGHT CURVES



# TYTAN MULTI LED 1450 6300-10900LM 840 IP66 LS2

DETAILED CARD

## TECHNICAL DETAILS



regulowane uchwyty / adjustable handles / einstellbare Halterungen



system zwieszania klosza / suspension system of the diffuser / hängende Diffusor



wybór miejsca zasilania / choosing a place of power supply / Stromversorgungsanschluss von mehreren Seite möglich




tytan multi led

# TYTAN MULTI LED 1450 6300-10900LM 840 IP66 LS2

DETAILED CARD

## ACCESSORIES AVAILABLE

index	Name
908200	TYTAN LED. ATLAS LED. INDUSTRY LED - adjustable handle (set of 2)
907913	TYTAN LED. ATLAS LED - protective grid 1152mm
907920	TYTAN LED. ATLAS LED - protective grid 1432mm
16000507	Breathable gland gray M20*1.5 IP68
358937	TYTAN MULTI LED 1150mm 2500-4300lm 840 - lighting module
358944	TYTAN MULTI LED 1150mm 5000-8700lm 840 - lighting module
358951	TYTAN MULTI LED 1450mm 3150-5450lm 840 - lighting module
60000006	M16 stuffing box plug various PA black M-16 - BPM-21
80000378	Cable gland PG 13.5 Titanium PA 6.6 gray with nut



TYTAN LED. ATLAS LED. INDUSTRY LED - adjustable handle (set of 2) (908200)



TYTAN LED. ATLAS LED - protective grid 1152mm (907913)




TYTAN LED. ATLAS LED - protective grid 1432mm (907920)




Breathable gland gray M20\*1.5 IP68 (16000507)



TYTAN MULTI LED 1150mm 2500-4300lm 840 - lighting module (358937)



TYTAN MULTI LED 1150mm 5000-8700lm 840 - lighting module (358944)




TYTAN MULTI LED 1450mm 3150-5450lm 840 - lighting module (358951)



M16 stuffing box plug various PA black M-16 - BPM-21 (60000006)

Card creation date: 19 August 2024

The company reserves the right to make design changes or upgrades in the presented product. Product data sheet does not constitute an offer. \* Parameter tolerance is +/- 10%

 This product is a subject to electric and electronic waste equipment regulations (WEEE).

 Certificate CE - Nr: 152/2019