


MADERA 3 LED 1200X350MM 5100LM 840 IP44 OPAL WHITE (41W)

DETAILED CARD



TECHNICAL PARAMETERS

Ingress protection:	IP44
Nominal power [W]:	41
Luminous flux [lm]*:	5100
Colour rendering index:	>80
Energy efficiency class:	D
Material of the body:	powder coated steel
Diffuser material:	PS
Diffuser type:	OPAL
Mounting version:	surface

CHARACTERISTICS

Surface mounted, square LED fitting with high luminous flux, made of steel sheet, powder-coated grey; equipped with energy-saving light source LED-GO!. OPAL or PRM PMMA diffuser ensures even light distribution and no glare effect. Decorative fitting available in two diffuser sizes; optional equipment: radio motion sensor (RCR).

APPLICATION

Surface-mounted luminaire intended for indoor use in offices or common rooms. Suitable as a general light source in representative rooms. Available option with a radio motion sensor (RCR) – particularly well suited for passageways and usable rooms. Product designed for surface mounting either on ceilings or on walls.

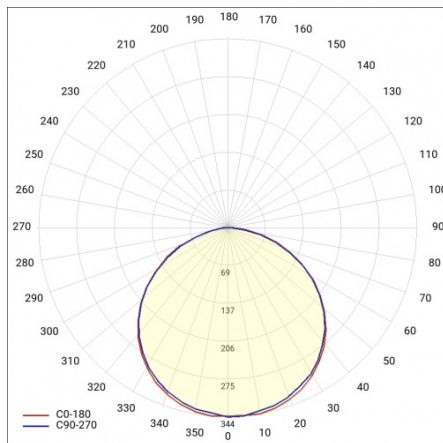
MADERA 3 LED 1200X350MM 5100LM 840 IP44 OPAL WHITE (41W)

DETAILED CARD

TECHNICAL PARAMETERS TABLE

Nominal power [W]:	41	Diffuser material:	PS
Index:	497759	Material of the body:	powder coated steel
Colour temperature [K]:	4000	Mounting dimensions [mm]:	265/1035
EAN:	5905963497759	Ingress protection:	IP44
Luminous flux [lm]:	5100	Mounting version:	surface
Light source:	LED module	Net weight [kg]:	6.800
Diffuser type:	OPAL	Warranty [years]:	5
Rated power of the luminaire [W]:	43.70	CE certificate:	254/2023
Colour of the body:	white	Category type:	louvres
Supply voltage [V]:	220-240	Luminaire rated power P_{min} [W]:	43.30
Dimensions (H/W/T/S) [mm]:	1170/350/68	AC voltage range [V]:	198-264
Frequency [Hz]:	50 - 60	LED lifespan L70B50 [h]:	95000
Energy efficiency class:	D	LED lifespan L80B20 [h]:	60000
Luminous efficacy [lm/W]:	118	LED lifespan L90B10 [h]:	29000
Electrical protection class:	I	Light distribution type:	lambertian
Colour rendering index:	>80	Manual:	Download PDF
Power factor:	0.93	Plik LDT:	Download


LIGHT CURVES



Card creation date: 03 January 2025

The company reserves the right to make design changes or upgrades in the presented product. Product data sheet does not constitute an offer. * Parameter tolerance is +/- 10%

 This product is a subject to electric and electronic waste equipment regulations (WEEE).

 Certificate CE - Nr: 254/2023



Lena Lighting S.A.
ul. Kórnicka 52, 63-000 Środa Wielkopolska
tel. +48 61 28 60 333 (Pn-Pt, 8-16), e-mail: hello@lenalighting.pl, www.lenalighting.pl