

# QUEST PLUS LED HB 27200LM I KL. IP66 840 125/30D SP10KV (192W)

DETAILED CARD



## TECHNICAL PARAMETERS

Index:	567292
Ingress protection:	IP66
Impact resistance:	IK10
Nominal power [W]:	192
Luminous flux [lm]*:	27200
Colour temperature [K]:	4000
Colour rendering index:	>80
SDCM:	≤ 3
Electrical protection class:	I
Energy efficiency class:	D

## CHARACTERISTICS

High-quality highbay with inbuilt LED source. The body is made of die-cast aluminium, powder coated in grey (RAL 9006), and the mounting bracket is made of black-painted steel. The diffuser is made of 5 mm thick tempered glass.

Available version with radio motion sensor:

- allowing additional savings in electricity consumption
- convenient change of parameters by remote control (to be purchased separately).

## APPLICATION

The luminaire is dedicated for surface or suspended installation (with chains) for educational, administrative and administrative facilities, halls, garages, passages, warehouses, shops, the food industry and commercial and service facilities related to food goods.

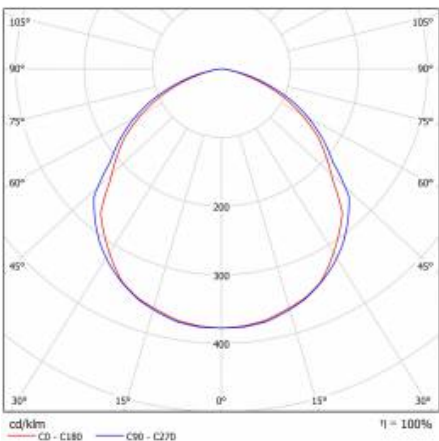
# QUEST PLUS LED HB 27200LM I KL. IP66 840 125/30D SP10KV (192W)

DETAILED CARD

## TECHNICAL PARAMETERS TABLE

Light source:	LED module	Ingress protection:	IP66
Nominal power [W]:	192	Mounting version:	suspended
Rated power of the luminaire [W]:	200.80	Working temperature [°C]:	from -25 to +35
Supply voltage [V]:	220-240	Wire type:	H07RN-F
Frequency [Hz]:	50 - 60	Cable length [m]:	0.90
Luminous flux [lm]:	27200	Net weight [kg]:	8.200
Luminous efficacy [lm/W]:	135	CE certificate:	158/2018
Energy efficiency class:	D	Index:	567292
Electrical protection class:	I	EAN:	5905963567292
Colour temperature [K]:	4000	Category type:	high-bay and low-bay
Colour rendering index:	>80	Version:	2xM
SDCM:	≤ 3	AC voltage range [V]:	198 - 264
Power factor:	0.99	DC voltage range [V]:	176 - 280
Beam angle [°]:	125/30	LED lifespan L70B50 [h]:	112000
Surge protection [kV]:	10	LED lifespan L80B20 [h]:	71000
Diffuser material:	tempered glass	LED lifespan L90B10 [h]:	35000
Diffuser type:	transparent	Light distribution type:	125/30 Corridor
Diffuser colour:	transparent	Photobiological safety:	Risk Group 1 (no photobiological hazard under normal behavioral limitation)
Material of the body:	aluminium	Warranty [years]:	5
Colour of the body:	grey	Warranty [years]:	5
Dimensions (H/W/T/S) [mm]:	424/671/51	ETIM class:	EC001716
Impact resistance:	IK10	Manual:	<a href="#">Download PDF</a>

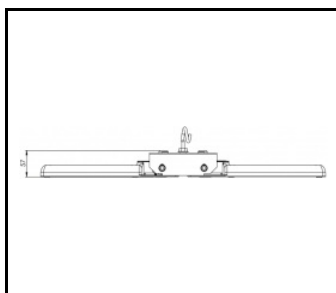
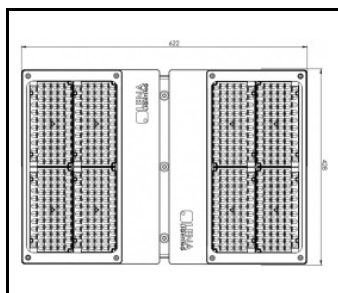
## LIGHT CURVES



# QUEST PLUS LED HB 27200LM I KL. IP66 840 125/30D SP10KV (192W)

DETAILED CARD

## TECHNICAL PICTURES



## TECHNICAL DETAILS



przewód / cable H07RN-F 0,7m



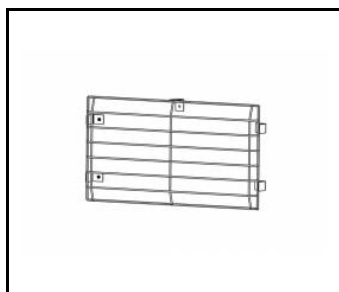
QUEST PLUS LED HB RCR

# QUEST PLUS LED HB 27200LM I KL. IP66 840 125/30D SP10KV (192W)

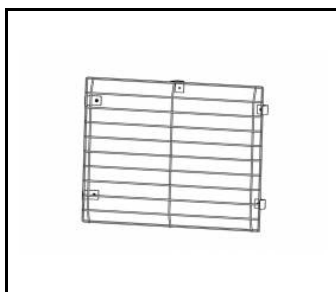
DETAILED CARD

## ACCESSORIES AVAILABLE

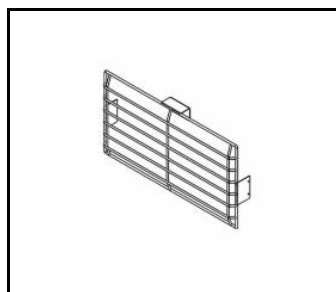
index	Name
559907	QUEST PLUS LED M protective grid RAL9006
559914	QUEST PLUS LED L protective grid RAL9006
559952	QUEST PLUS LED HB M protective grid RAL9006 single suspension
559945	QUEST PLUS LED HB L protective grid RAL9006 single suspension
559884	QUEST PLUS LED L - frame for recessed mounting
559891	QUEST PLUS LED M - frame for recessed mounting
WSEL438	WSEL438 HD01R Remote control for motion sensor



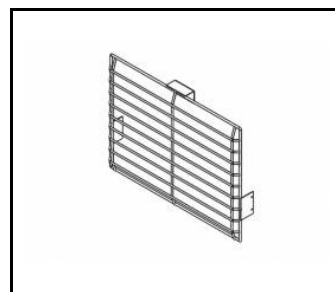
QUEST PLUS LED M protective grid RAL9006 (559907)



QUEST PLUS LED L protective grid RAL9006 (559914)



QUEST PLUS LED HB M protective grid RAL9006 single suspension (559952)



QUEST PLUS LED HB L protective grid RAL9006 single suspension (559945)



QUEST PLUS LED L - frame for recessed mounting (559884)



QUEST PLUS LED M - frame for recessed mounting (559891)



WSEL438 HD01R Remote control for motion sensor (WSEL438)

Card creation date: 14 June 2021

The company reserves the right to make design changes or upgrades in the presented product. Product data sheet does not constitute an offer. \* Parameter tolerance is +/- 10%



This product is a subject to electric and electronic waste equipment regulations (WEEE).



Certificate CE - Nr: 158/2018