


SPECTO LED EVO 900MM 1950LM PRM MAT IP40 830 (22W)

DETAILED CARD



TECHNICAL PARAMETERS

Index:	636516
Ingress protection:	IP40
Impact resistance:	IK02
Nominal power [W]:	22
Luminous flux [lm]*:	1950
Colour temperature [K]:	3000
Colour rendering index:	>80
SDCM:	≤ 3
Energy efficiency class:	F
Material of the body:	steel

CHARACTERISTICS

Surface ceiling or wall mounted, high performance LED luminaire with compact space saving construction. Equipped with energy saving light sources LED. Powderpainted steel base, special multilayer prismatic diffuser combining high UV resistance PMMA cover and polypropylene optic system or single layer high UV resistance opal PMMA diffuser.

APPLICATION

Multi-purpose LED luminaire designed for indoor application for illuminating public use areas and corridors (administration buildings, schools and universities, health care buildings) Especially recommended for small space application or as complementary lighting. It is appropriate for new applications as well as replacing conventional T8 & T5 fittings on energy saving LED solutions. Fitting construction adapted for surface mounting (ceiling or wall) using included accessory installation kit.

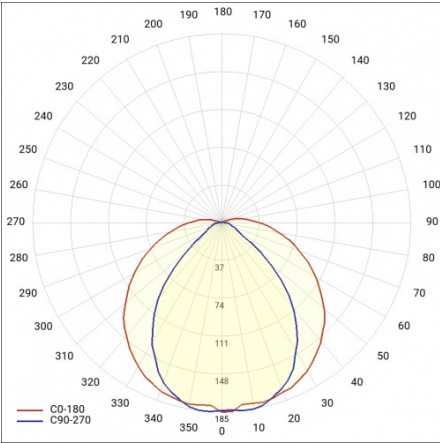
SPECTO LED EVO 900MM 1950LM PRM MAT IP40 830 (22W)

DETAILED CARD

TECHNICAL PARAMETERS TABLE

Nominal power [W]:	22	Diffuser material:	PMMA
Index:	636516	Material of the body:	steel
Colour temperature [K]:	3000	Colour of the body:	white
EAN:	5905963636516	Mounting dimensions [mm]:	695
Luminous flux [lm]:	1950	Impact resistance:	IK02
Light source:	LED module	Ingress protection:	IP40
Diffuser type:	PRM MAT	Mounting version:	surface
Dimensions (H/W/T/S) [mm]:	900/45/84	Working temperature [°C]:	from -17 to +35
Rated power of the luminaire [W]:	24	Number on the palette [pcs]:	200
Energy efficiency class:	F	Net weight [kg]:	1.100
Supply voltage [V]:	220-240	Category type:	battens
Frequency [Hz]:	50 - 60	ETIM class:	EC000109
Luminous efficacy [lm/W]:	81	Photobiological safety:	Risk Group 1 (no photobiological hazard under normal behavioral limitation)
Electrical protection class:	I	Warranty [years]:	5
Colour rendering index:	>80	CE certificate:	337/2023
SDCM:	≤ 3	Manual:	Download PDF
LED lifespan L70B50 [h]:	50000	Plik LDT:	Download

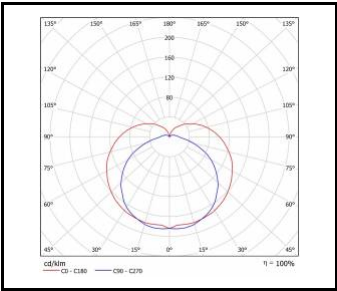
LIGHT CURVES



SPECTO LED EVO 900MM 1950LM PRM MAT IP40 830 (22W)

DETAILED CARD

TECHNICAL PICTURES



Card creation date: 27 February 2025

The company reserves the right to make design changes or upgrades in the presented product. Product data sheet does not constitute an offer. * Parameter tolerance is +/- 10%



This product is a subject to electric and electronic waste equipment regulations (WEEE).



Certificate CE - Nr: 337/2023



Lena Lighting S.A.
ul. Kórnicka 52, 63-000 Środa Wielkopolska
tel. +48 61 28 60 333 (Pn-Pt, 8-16), e-mail: hello@lenalighting.pl, www.lenalighting.pl