

CAPELLA LED PLUS EDGE BOX RING 1020LM 840 IP54 RCR SLAVE/DIM ANTHRACITE (11W) 340MM

DETAILED CARD



TECHNICAL PARAMETERS

Index:	659034
Ingress protection:	IP54
Impact resistance:	IK07
Nominal power [W]:	11
Luminous flux [lm]*:	1020
Colour temperature [K]:	4000
SDCM:	≤ 3
Energy efficiency class:	F
Material of the body:	ABS
Ring material:	ABS

CHARACTERISTICS

CAPELLA LED is a wide line of luminaires combining high aesthetic values and lighting parameters. The body has been made from ABS and the frosted diffuser from impact-resistant polycarbonate (PC). A multitude of versions makes it possible to adapt the luminaire to many non-standard applications.

Luminaires of the PLUS variant line are fitted with branded components of recognized global manufacturers. It features extended life and warranty, increased light efficiency and optimal use of electricity (Power Factor).

This ceiling fixture is also available in the following variants:

- with a radio motion sensor,
- with a PIR presence detector,
- with DALI control,
- with CORRIDOR function (DALI + RCR),
- with Master / Slave RCR motion sensor (wireless),
- with emergency module,
- with very high ingress protection IP65,
- with ANTIVANDAL protection.

APPLICATION

Surface-mounted wall or ceiling luminaire intended for indoor use (utility rooms, staircases, circulation routes). It is also available in a version with an RF motion detector which is especially recommended for use in spaces open to the public.

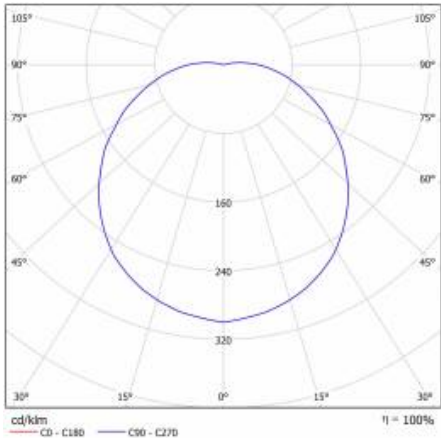
CAPELLA LED PLUS EDGE BOX RING 1020LM 840 IP54 RCR SLAVE/DIM ANTHRACITE (11W) 340MM



DETAILED CARD

TECHNICAL PARAMETERS TABLE

Light source:	LED module	Dimensions (H/W/T/S) [mm]:	340/105
Nominal power [W]:	11	Mounting dimensions [mm]:	158
Rated power of the luminaire [W]:	11.90	Impact resistance:	IK07
Supply voltage [V]:	220-240	Ingress protection:	IP54
Frequency [Hz]:	50 - 60	Mounting version:	surface
Luminous flux [lm]:	1020	Working temperature [°C]:	from -10 to +35
Luminous efficacy [lm/W]:	86	Motion sensor:	yes
Energy efficiency class:	F	Accessories included:	gland, extraction, 2x cover cable, screws, wall plugs 6mm
Electrical protection class:	II	Master/slave:	slave/dim
Colour temperature [K]:	4000	Dimensions of single box [mm]:	342/342/122
Colour rendering index:	>80	Net weight [kg]:	1.250
SDCM:	≤ 3	Warranty [years]:	5
Power factor:	0.92	CE certificate:	119/2018
LED lifespan L70B50 [h]:	122000	Index:	659034
Beam angle [°]:	120	Category type:	bulkheads
Surge protection [kV]:	1	Version:	EDGE BOX RING
Diffuser material:	PC	Product line:	plus
Diffuser type:	OPAL	AC voltage range [V]:	220 - 240
Diffuser colour:	white	UGR (4H8H):	16,1-24,2
Optics material:	PMMA	Light distribution type:	lamertian
Optics:	lens	Dimensions of bulk box (H/W/D) [mm]:	794/1194/982
Material of the body:	ABS	Photobiological safety:	Risk Group 1 (no photobiological hazard under normal behavioral limitation)
Colour of the body:	white	EDGE/BOX Colour:	anthracite
Ring material:	ABS	Manual:	Download PDF
Ring colour:	anthracite		

LIGHT CURVES



Card creation date:13 March 2024
The company reserves the right to make design changes or upgrades in the presented product. Product data sheet does not constitute an offer. * Parameter tolerance is +/- 10%
 This product is a subject to electric and electronic waste equipment regulations (WEEE).  Certificate CE - Nr: 119/2018