

# CAPELLA LED PLUS EDGE BOX 320MM 1500LM IP54 840 (15W) ANTIVANDAL

DETAILED CARD



## TECHNICAL PARAMETERS

<b>Index:</b>	950933
<b>Ingress protection:</b>	IP54
<b>Impact resistance:</b>	IK06
<b>Nominal power [W]:</b>	15
<b>Luminous flux [lm]*:</b>	1450
<b>Colour temperature [K]:</b>	4000
<b>SDCM:</b>	≤ 3
<b>Energy efficiency class:</b>	F
<b>Material of the body:</b>	ABS

## CHARACTERISTICS

CAPELLA LED is a wide line of luminaires combining high aesthetic values and lighting parameters. The body has been made from ABS and the frosted diffuser from impact-resistant polycarbonate (PC). A multitude of versions makes it possible to adapt the luminaire to many non-standard applications.

Luminaires of the PLUS variant line are fitted with branded components of recognized global manufacturers. It features extended life and warranty, increased light efficiency and optimal use of electricity (Power Factor).

This ceiling fixture is also available in the following variants:

- with a radio motion sensor,
- with a PIR presence detector,
- with DALI control,
- with CORRIDOR function (DALI + RCR),
- with Master / Slave RCR motion sensor (wireless),
- with emergency module,
- with very high ingress protection IP65,
- with ANTIVANDAL protection.

## APPLICATION

Surface-mounted wall or ceiling luminaire intended for indoor use (utility rooms, staircases, circulation routes). It is also available in a version with an RF motion detector which is especially recommended for use in spaces open to the public.

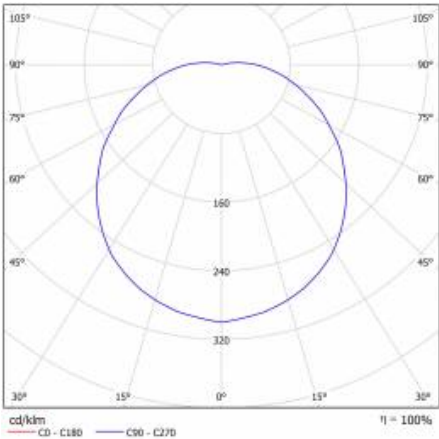
# CAPELLA LED PLUS EDGE BOX 320MM 1500LM IP54 840 (15W) ANTIVANDAL

DETAILED CARD

## TECHNICAL PARAMETERS TABLE


Light source:	LED module	Impact resistance:	IK06
Nominal power [W]:	15	Ingress protection:	IP54
Rated power of the luminaire [W]:	16	Mounting version:	surface
Supply voltage [V]:	220-240	Working temperature [°C]:	from -10 to +35
Frequency [Hz]:	50 - 60	Accessories included:	gland, extraction, 2x cover cable, screws, wall plugs 6mm
Luminous flux [lm]:	1450	Dimensions of single box [mm]:	342/342/122
Luminous efficacy [lm/W]:	93	Net weight [kg]:	0.850
Energy efficiency class:	F	Warranty [years]:	5
Electrical protection class:	II	CE certificate:	<a href="#">373/2023</a>
Colour temperature [K]:	4000	Index:	950933
Colour rendering index:	80	EAN:	5905963950933
SDCM:	≤ 3	Category type:	bulkheads
Power factor:	0.94	Version:	EDGE BOX
Beam angle [°]:	120	Vandalproof:	yes
Surge protection [kV]:	1	Product line:	plus
Diffuser material:	PC	AC voltage range [V]:	220 - 240
Diffuser type:	OPAL	UGR (4H8H):	17,5-25,2
Diffuser colour:	white	Light distribution type:	lamertian
Optics material:	PMMA	Dimensions of bulk box (H/W/D) [mm]:	794/1194/982
Optics:	lens	Photobiological safety:	Risk Group 1 (no photobiological hazard under normal behavioral limitation)
Material of the body:	ABS	EDGE/BOX Colour:	white
Colour of the body:	white	Manual:	<a href="#">Download PDF</a>
Dimensions (H/W/T/S) [mm]:	320/105	Plik LDT:	<a href="#">Download</a>
Mounting dimensions [mm]:	158		

## LIGHT CURVES




# CAPELLA LED PLUS EDGE BOX 320MM 1500LM IP54 840 (15W) ANTIVANDAL

DETAILED CARD  
TECHNICAL DETAILS



CAPELLA LED EDGE ANTYWANDAL



CAPELLA LED BOX ANTYWANDAL

Card creation date: 17 February 2025  
The company reserves the right to make design changes or upgrades in the presented product. Product data sheet does not constitute an offer. \* Parameter tolerance is +/- 10%

 This product is a subject to electric and electronic waste equipment regulations (WEEE).

 Certificate CE - Nr: 373/2023