

CAPELLA LED PLUS EDGE BOX 320MM 1020LM IP54 840 (11W) ANTIVANDAL

DETAILED CARD



TECHNICAL PARAMETERS

Index:	950919
Ingress protection:	IP54
Impact resistance:	IK06
Nominal power [W]:	11
Luminous flux [lm]*:	1020
Colour temperature [K]:	4000
SDCM:	≤ 3
Energy efficiency class:	F
Material of the body:	ABS

CHARACTERISTICS

CAPELLA LED is a wide line of luminaires combining high aesthetic values and lighting parameters. The body has been made from ABS and the frosted diffuser from impact-resistant polycarbonate (PC). A multitude of versions makes it possible to adapt the luminaire to many non-standard applications.

Luminaires of the PLUS variant line are fitted with branded components of recognized global manufacturers. It features extended life and warranty, increased light efficiency and optimal use of electricity (Power Factor).

This ceiling fixture is also available in the following variants:

- with a radio motion sensor,
- with a PIR presence detector,
- with DALI control,
- with CORRIDOR function (DALI + RCR),
- with Master / Slave RCR motion sensor (wireless),
- with emergency module,
- with very high ingress protection IP65,
- with ANTIVANDAL protection.

APPLICATION

Surface-mounted wall or ceiling luminaire intended for indoor use (utility rooms, staircases, circulation routes). It is also available in a version with an RF motion detector which is especially recommended for use in spaces open to the public.

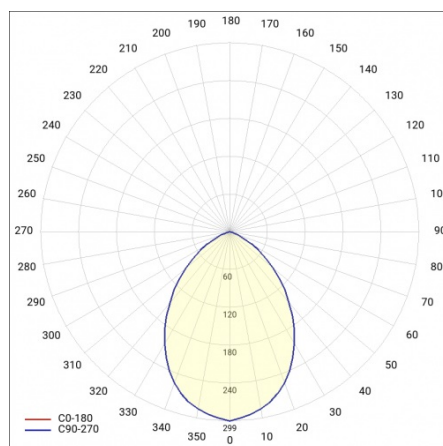
CAPELLA LED PLUS EDGE BOX 320MM 1020LM IP54 840 (11W) ANTIVANDAL

DETAILED CARD

TECHNICAL PARAMETERS TABLE

Nominal power [W]:	11	Diffuser type:	OPAL
Light source:	LED module	Diffuser colour:	white
Colour temperature [K]:	4000	Optics material:	PMMA
Luminous flux [lm]:	1020	Optics:	lens
Rated power of the luminaire [W]:	11.90	Material of the body:	ABS
Supply voltage [V]:	220-240	Colour of the body:	white
Frequency [Hz]:	50 - 60	Mounting dimensions [mm]:	158
EDGE/BOX Colour:	white	Impact resistance:	IK06
Version:	EDGE BOX	Ingress protection:	IP54
Luminous efficacy [lm/W]:	92	Mounting version:	surface
Energy efficiency class:	F	Working temperature [°C]:	from -10 to +35
Electrical protection class:	II	Accessories included:	gland, extraction, 2x cover cable, screws, wall plugs 6mm
Colour rendering index:	>80	Dimensions of single box [mm]:	342/342/122
SDCM:	≤ 3	Net weight [kg]:	0.830
Vandalproof:	yes	Warranty [years]:	5
Power factor:	0.92	CE certificate:	373/2023
Dimensions (H/W/T/S) [mm]:	320/105	Index:	950919
Beam angle [°]:	120	EAN:	5905963950919
Surge protection [kV]:	1	Category type:	bulkheads
Diffuser material:	PC	Product line:	plus
		AC voltage range [V]:	220 - 240
		UGR (4H8H):	16,1-24,2
		Light distribution type:	lambertian
		Dimensions of bulk box (H/W/D) [mm]:	794/1194/982
		Photobiological safety:	Risk Group 1 (no photobiological hazard under normal behavioral limitation)
		Manual:	Download PDF
		Plik LDT:	Download


LIGHT CURVES




CAPELLA LED PLUS EDGE BOX 320MM 1020LM IP54 840 (11W) ANTIVANDAL

DETAILED CARD

TECHNICAL DETAILS



CAPELLA LED EDGE ANTYWANDAL



CAPELLA LED BOX ANTYWANDAL

Card creation date: 17 February 2025

The company reserves the right to make design changes or upgrades in the presented product. Product data sheet does not constitute an offer. * Parameter tolerance is +/- 10%



This product is a subject to electric and electronic waste equipment regulations (WEEE).



Certificate CE - Nr: 373/2023