


LINEA LED EVO 1404MM 3000LM LS2 840 20ST (22W)

DETAILED CARD



TECHNICAL PARAMETERS

Index:	150746
Ingress protection:	IP20
Impact resistance:	IK07
Nominal power [W]:	22
Luminous flux [lm]*:	3000
Colour temperature [K]:	4000
SDCM:	≤ 3
Energy efficiency class:	D
Material of the body:	powder coated steel
Colour of the body:	white

CHARACTERISTICS

System of suspended industrial lighting line with integrated energy-saving LED light source. Through-wiring and line connector enable quick assembly of the fitting. Equipped with an unique panel mounting systems facilitating the easy assembly of the product. Available with various types of optic: 90°, 60° 45° 20°, asymmetric and butterfly.

APPLICATION

Particularly well suited for indoor use. Dedicated as the primary light source for commercial facilities, manufacturing plants and warehouses. It is appropriate for new applications as well as replacing conventional T8 & T5 fittings on energy-saving LED solutions.

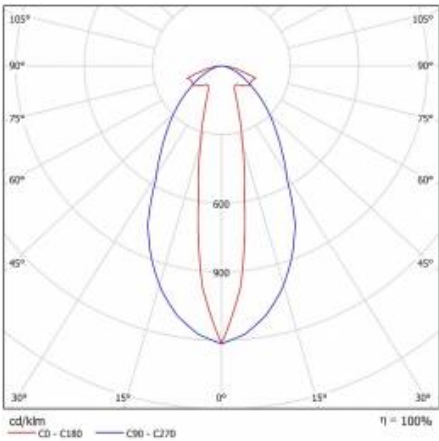
LINEA LED EVO 1404MM 3000LM LS2 840 20ST (22W)


DETAILED CARD

TECHNICAL PARAMETERS TABLE

Light source:	LED module	Dimensions (H/W/T/S) [mm]:	1404/115/64
Nominal power [W]:	22	Mounting dimensions [mm]:	1110
Rated power of the luminaire [W]:	23.20	Impact resistance:	IK07
Supply voltage [V]:	220-240	Ingress protection:	IP20
Frequency [Hz]:	50 - 60	Mounting version:	surface, suspended
Luminous flux [lm]:	3000	Working temperature [°C]:	from -20 to +35
Luminous efficacy [lm/W]:	129	Through wiring:	LS2
Energy efficiency class:	D	Net weight [kg]:	3.400
Electrical protection class:	I	CE certificate:	22/2017
Colour temperature [K]:	4000	Index:	150746
Colour rendering index:	>80	EAN:	5,90596E+12
SDCM:	≤ 3	Category type:	systems
Power factor:	0.98	ETIM class:	EC000282
Beam angle [°]:	20	Photobiological safety:	Risk Group 1 (no photobiological hazard under normal behavioral limitation)
Diffuser material:	PMMA	Warranty [years]:	5
Diffuser type:	milky	LED lifespan L70B50 [h]:	116000
Optics material:	PMMA	LED lifespan L90B10 [h]:	35000
Optics:	lens	LED lifespan L80B20 [h]:	72000
Material of the body:	powder coated steel	Warranty [years]:	5
Colour of the body:	white	Manual:	Download PDF

LIGHT CURVES



Card creation date: 28 May 2020
The company reserves the right to make design changes or upgrades in the presented product. Product data sheet does not constitute an offer. * Parameter tolerance is +/- 10%
 This product is a subject to electric and electronic waste equipment regulations (WEEE).

 Certificate CE - Nr: 22/2017