

# PROXIMA LED EVO PLUS 390MM 2350LM 840 DALI RCR WHITE (22W)

DETAILED CARD



## TECHNICAL PARAMETERS

<b>Index:</b>	269912
<b>Ingress protection:</b>	IP65/54
<b>Impact resistance:</b>	IK10
<b>Nominal power [W]:</b>	22
<b>Luminous flux [lm]*:</b>	2350
<b>Colour temperature [K]:</b>	4000
<b>SDCM:</b>	≤ 3
<b>Energy efficiency class:</b>	E
<b>Material of the body:</b>	PP
<b>Ring material:</b>	ABS

## CHARACTERISTICS

Surface-mounted, round LED ceiling lamp, fitted with an integrated, energy-saving LED features high luminous efficiency and high tightness. Its base and ring are made of UV-resistant plastic. Specially shaped diffuser made of impact-resistant PC provides the frame with the highest degree of impact resistance. This ceiling fixture is also available in the variant with a radio motion sensor and a 3h emergency module with a self-test.

Luminaires of the PLUS variant line are fitted with branded components of recognized global manufacturers. It features extended life and warranty, increased light efficiency and optimal use of electricity (Power Factor).

This ceiling fixture is also available in the following variants:

- with a radio motion sensor,
- with a radio motion sensor and DALI,
- corridor variant with DALI,
- DALI Switch DIMM,
- with 3h emergency module with self-test.

## APPLICATION

Surface-mounted luminaire for ceiling or wall mounting is intended for outdoor use as façade lighting, or indoors: in rooms with high humidity and in passageways. Also available in a variant with a radio motion sensor, particularly recommended for use in utility rooms and passageways. It will also work well as a source of general light, also due to its additional decorative effect (distribution of indirect light on the assembly plane).

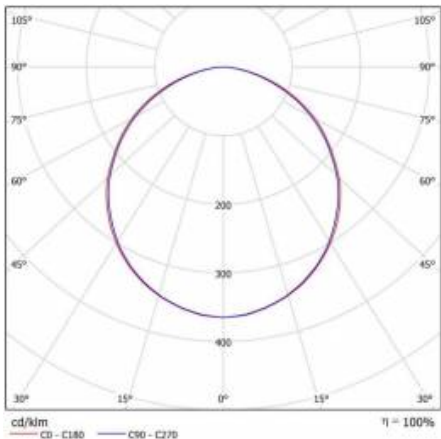
# PROXIMA LED EVO PLUS 390MM 2350LM 840 DALI RCR WHITE (22W)

DETAILED CARD

## TECHNICAL PARAMETERS TABLE


Light source:	LED module	Impact resistance:	IK10
Nominal power [W]:	22	Ingress protection:	IP65/54
Rated power of the luminaire [W]:	24.40	Mounting version:	surface
Supply voltage [V]:	220-240	Working temperature [°C]:	from -20 to +35
Frequency [Hz]:	50 - 60	Motion sensor:	yes
Luminous flux [lm]:	2350	DIMM DALI:	yes
Luminous efficacy [lm/W]:	97	Dimensions of single box [mm]:	100/390/390
Energy efficiency class:	E	Net weight [kg]:	1.600
Electrical protection class:	I	Warranty [years]:	5
Colour temperature [K]:	4000	CE certificate:	<a href="#">46/2022</a>
Colour rendering index:	>80	Index:	269912
SDCM:	≤ 3	EAN:	5905963269912
Power factor:	0.90	Category type:	bulkheads
Max load (RCR) [W]:	400	Product line:	PROXIMA LED EVO PLUS
Beam angle [°]:	120	AC voltage range [V]:	198 - 264
Diffuser material:	PC	DC voltage range [V]:	176-280
Diffuser type:	OPAL	LED lifespan L70B50 [h]:	128000
Material of the body:	PP	LED lifespan L80B20 [h]:	82000
Colour of the body:	white	LED lifespan L90B10 [h]:	41000
Ring material:	ABS	ETIM class:	EC002892
Ring colour:	white	Photobiological safety:	Risk Group 1 (no photobiological hazard under normal behavioral limitation)
Dimensions (H/W/T/S) [mm]:	ø390/110	Warranty [years]:	5
Mounting dimensions [mm]:	165/165	Manual:	<a href="#">Download PDF</a>


## LIGHT CURVES



Card creation date: 18 March 2024

The company reserves the right to make design changes or upgrades in the presented product. Product data sheet does not constitute an offer. \* Parameter tolerance is +/- 10%

 This product is a subject to electric and electronic waste equipment regulations (WEEE).

 Certificate CE - Nr: 46/2022