


PLANO LED PRM 595MM 3750LM 840 IP40/20 II KL PS MK (37W)

DETAILED CARD



TECHNICAL PARAMETERS

Index:	314780
Ingress protection:	IP40/20
Impact resistance:	IK07
Nominal power [W]:	37
Luminous flux [lm]*:	3750
Colour rendering index:	>80
SDCM:	≤ 3
UGR (4H8H):	<19
Material of the body:	aluminium
Diffuser material:	PS

CHARACTERISTICS

Versatile LED luminaire characterized by low profile with smooth and elegant design, for recessed modular ceiling systems. Luminaire with built-in energy saving LED light source, made from aluminium (white colour), equipped with multilayer PS diffuser providing perfect light dispersion and low glare (**UGR<19** for PRM).

The TRIAC version of the lamp is equipped with a dedicated power supply having a built-in electronic component (TRIAC) that allows you to dim the lamp using dedicated dimmers (not included).

UGR < 19

(Unified Glare Rating) is an indicator characterizing glare. The lower the Unified Lighting Rating Index (UGR), the lower the glare. In the case of lamps designed for office spaces, UGR <19 values translate into greater comfort of work, reduction of errors and fatigue.

APPLICATION

Luminaire for indoor application in offices (studies, conference rooms) or general use in representative areas. Unique design and perfect lighting parameters allow applying PLANO LED as the main light source even when the work requires eyesight concentration. It is appropriate for new applications as well as for replacing conventional T8 & T5 fittings with energy-saving LED solutions. Designed to be mounted in modular ceiling 600x600.

PLANO LED PRM 595MM 3750LM 840 IP40/20 II KL PS MK (37W)

DETAILED CARD

TECHNICAL PARAMETERS TABLE


Index:	314780	Mounting version:	recessed
Light source:	LED module	Working temperature [°C]:	from -20 to +35
Nominal power [W]:	37	Dimensions of single box [mm]:	605/653/38
Rated power of the luminaire [W]:	38	Number in carton box [pcs]:	2
Luminous efficacy [lm/W]:	99	Net weight [kg]:	1
Supply voltage [V]:	220-240	CE certificate:	43/2020
Frequency [Hz]:	50 - 60	EAN:	5905963314780
Luminous flux [lm]:	3750	Category type:	louvres
Electrical protection class:	II	ETIM class:	EC002892
Colour temperature [K]:	4000	Energy efficiency class:	E
Colour rendering index:	>80	Photobiological safety:	Risk Group 1 (no photobiological hazard under normal behavioral limitation)
Diffuser material:	PS	Warranty [years]:	2
Diffuser type:	PRM	Operating mode:	M
Diffuser colour:	white	Light distribution type:	open space
Material of the body:	aluminium	SDCM:	≤ 3
Colour of the body:	white	LED lifespan L70B50 [h]:	54000
Dimensions (H/W/T/S) [mm]:	595/595/12	UGR (4H8H):	<19
Impact resistance:	IK07	LED lifespan L80B20 [h]:	50000
Ingress protection:	IP40/20	Manual:	Download PDF

PLANO LED PRM 595MM 3750LM 840 IP40/20 II KL PS MK (37W)


DETAILED CARD

ACCESSORIES AVAILABLE


index	Name
314766	PLANO LED Frame for surface mounting CLICK type (600mm x 600mm x 43mm)
314421	PLANO LED Frame for surface mounting (powder coated steel sheet) - (607mm x 607mm x 47mm; mounting dim.: 562mm x 114mm)
314121.old	Frame for surface mounting (powder coated steel sheet) - (607mm x 607mm x 47mm; mounting dim.: 562mm x 114mm)
999543	Plasterboard recessing kit 630x630 white



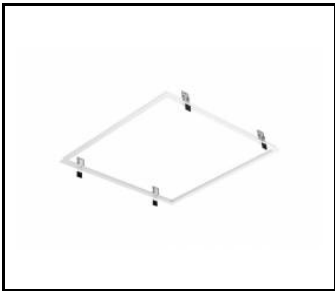
PLANO LED Frame for surface mounting CLICK type (600mm x 600mm x 43mm) (314766)



PLANO LED Frame for surface mounting (powder coated steel sheet) - (607mm x 607mm x 47mm; mounting dim.: 562mm x 114mm) (314421)



Frame for surface mounting (powder coated steel sheet) - (607mm x 607mm x 47mm; mounting dim.: 562mm x 114mm) (314121.old)



Plasterboard recessing kit 630x630 white (999543)

Card creation date: 09 April 2021

The company reserves the right to make design changes or upgrades in the presented product. Product data sheet does not constitute an offer. * Parameter tolerance is +/- 10%

 This product is a subject to electric and electronic waste equipment regulations (WEEE).

 Certificate CE - Nr: 43/2020