


# SMART LED EVO PT 1420MM 4350LM PRM IKL ANODA CO IP20 840 (40W)

DETAILED CARD



## TECHNICAL PARAMETERS

Index:	378492
Ingress protection:	IP20
Impact resistance:	IK06
Nominal power [W]:	40
Luminous flux [lm]*:	4350
Colour temperature [K]:	4000
Colour rendering index:	>80
SDCM:	≤ 3
Energy efficiency class:	E
Material of the body:	aluminum, steel

## CHARACTERISTICS

Suspended or surface very narrow luminaire including an integrated, energy-saving LED GO! light source. Body made from grey anodized aluminium. The optical system available in two versions: metalized plastic louver or highly uniform opal diffuser. The fitting is equipped with a unique suspension system facilitating installation and adjustment of the slings. Suspensions available as accessories.

Colour temperature 3000K/4000K, CRI≥80.

Available versions:

- DALI
- INDIRECT lighting
- Asymmetric
- with cord and 3P
- with a power cord terminated with a standard earthed plug (3P),
- with a power cable terminated with 5-pole (5P) bone,
- colour: white, black.

## APPLICATION

Particularly well suited for indoor use. Suitable as the primary light source dedicated for office work requiring eyesight concentration or work with computers. Luminaire designed to create continuous-row system with option for through-wiring. May also be used in representative rooms. Unique design, energy saving LED GO! light sources and compatibility with external lighting control systems in the DALI standard make this fitting a good solution for use in modern A+ class office buildings.

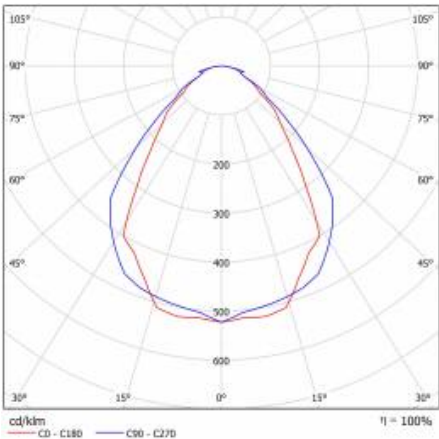
# SMART LED EVO PT 1420MM 4350LM PRM IKL ANODA CO IP20 840 (40W)

DETAILED CARD

## TECHNICAL PARAMETERS TABLE

Light source:	LED module	Diffuser type:	PRM
Nominal power [W]:	40	Material of the body:	aluminum, steel
Rated power of the luminaire [W]:	44.90	Colour of the body:	C0 anode
Supply voltage [V]:	220-240	Dimensions (H/W/T/S) [mm]:	72/110/1423
Frequency [Hz]:	50 - 60	Impact resistance:	IK06
Luminous flux [lm]:	4350	Ingress protection:	IP20
Luminous efficacy [lm/W]:	96	Mounting version:	recessed
Energy efficiency class:	E	Working temperature [°C]:	from -20 to +35
Electrical protection class:	I	Net weight [kg]:	4.390
Colour temperature [K]:	4000	CE certificate:	<a href="#">114/2018</a>
Colour rendering index:	>80	Index:	378492
SDCM:	≤ 3	Category type:	battens
Power factor:	0.98	Photobiological safety:	Risk Group 1 (no photobiological hazard under normal behavioral limitation)
LED lifespan L70B50 [h]:	50000	Warranty [years]:	5
Diffuser material:	PMMA	Manual:	<a href="#">Download PDF</a>

## LIGHT CURVES




# SMART LED EVO PT 1420MM 4350LM PRM IKL ANODA CO IP20 840 (40W)

DETAILED CARD

## ACCESSORIES AVAILABLE

index	Name
171512	SINGLE SUSPENDED CORD
171505	SINGLE ELECTRICAL SUSPENDED CORD (ROUND BOX)
171635	SINGLE SUSPENDED CORD (ROUND BOX)
171574	SINGLE ELECTRICAL SUSPENDED CORD (SQUARE BOX)
171642	SINGLE SUSPENDED CORD (SQUARE BOX)



SINGLE SUSPENDED CORD (171512)



SINGLE ELECTRICAL SUSPENDED CORD (ROUND BOX) (171505)



SINGLE SUSPENDED CORD (ROUND BOX) (171635)



SINGLE ELECTRICAL SUSPENDED CORD (SQUARE BOX) (171574)



SINGLE SUSPENDED CORD (SQUARE BOX) (171642)