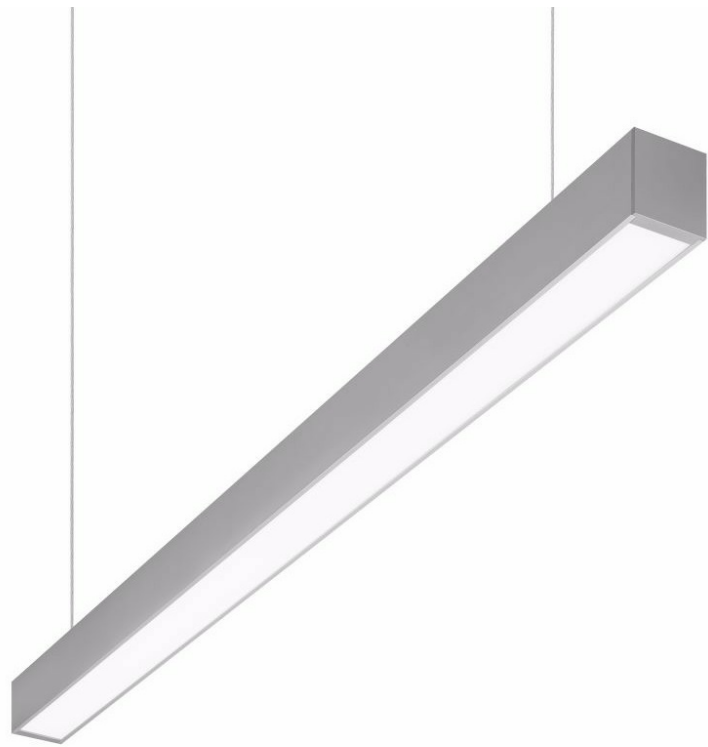


SMART LED EVO 1140MM DIR/IND 5950LM/1450LM PRM I KL OCHR. ANODA CO IP20 840 (48W/15W)

DETAILED CARD



TECHNICAL PARAMETERS

Index:	634185
Ingress protection:	IP20
Impact resistance:	IK06
Nominal power [W]:	48
Luminous flux [lm]*:	5950
Colour temperature [K]:	4000
Colour rendering index:	>80
SDCM:	≤ 3
Energy efficiency class:	D
Material of the body:	aluminium

CHARACTERISTICS

Suspended or surface very narrow luminaire including an integrated, energy-saving LED GO! light source. Body made from grey anodized aluminium. The optical system available in two versions: metalized plastic louver or highly uniform opal diffuser. The fitting is equipped with a unique suspension system facilitating installation and adjustment of the slings. Suspensions available as accessories.

Colour temperature 3000K/4000K, CRI≥80.

Available versions:

- DALI
- INDIRECT lighting
- Asymmetric
- with cord and 3P
- with a power cord terminated with a standard earthed plug (3P),
- with a power cable terminated with 5-pole (5P) bone,
- colour: white, black.

APPLICATION

Particularly well suited for indoor use. Suitable as the primary light source dedicated for office work requiring eyesight concentration or work with computers. Luminaire designed to create continuous-row system with option for through-wiring. May also be used in representative rooms. Unique design, energy saving LED GO! light sources and compatibility with external lighting control systems in the DALI standard make this fitting a good solution for use in modern A+ class office buildings.

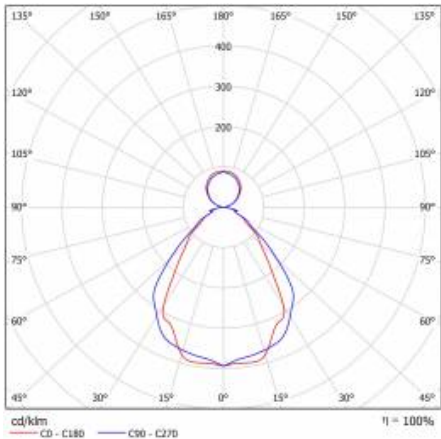
SMART LED EVO 1140MM DIR/IND 5950LM/1450LM PRM I KL OCHR. ANODA CO IP20 840 (48W/15W)

DETAILED CARD

TECHNICAL PARAMETERS TABLE

Light source:	LED module	Colour of the body:	CO anode
Nominal power [W]:	48	Dimensions (H/W/T/S) [mm]:	65/55/1140
Rated power of the luminaire [W]:	49.50	Impact resistance:	IK06
Supply voltage [V]:	220-240	Ingress protection:	IP20
Frequency [Hz]:	50 - 60	Mounting version:	suspended
Luminous flux [lm]:	5950	Working temperature [°C]:	from -20 to +35
Luminous efficacy [lm/W]:	115	Net weight [kg]:	2.100
Energy efficiency class:	D	CE certificate:	114/2018
Electrical protection class:	I	Index:	634185
Colour temperature [K]:	4000	EAN:	5905963634185
Colour rendering index:	>80	Category type:	battens
SDCM:	≤ 3	Light distribution type:	DIR/IND
Power factor:	0.98	ETIM class:	EC001743
LED lifespan L70B50 [h]:	50000	Photobiological safety:	Risk Group 1 (no photobiological hazard under normal behavioral limitation)
Diffuser material:	PMMA	Warranty [years]:	5
Diffuser type:	PRM	Manual:	Download PDF
Material of the body:	aluminium		

LIGHT CURVES



SMART LED EVO 1140MM DIR/IND 5950LM/1450LM PRM I KL OCHR. ANODA CO IP20 840 (48W/15W)

DETAILED CARD

TECHNICAL DETAILS



SMART LED EVO - PRZESŁONA PRM




SMART LED EVO - ŚWIATŁO
POŚREDNIE, SYSTEM ZWIESZANIA

SMART LED EVO 1140MM DIR/IND 5950LM/1450LM PRM I KL OCHR. ANODA CO IP20 840 (48W/15W)

DETAILED CARD

ACCESSORIES AVAILABLE

index	Name
171512	SINGLE SUSPENDE CORD
171505	SINGLE ELECTRICAL SUSPENDE CORD (ROUND BOX)
171635	SINGLE SUSPENDE CORD (ROUND BOX)
171574	SINGLE ELECTRICAL SUSPENDE CORD (SQUARE BOX)
171642	SINGLE SUSPENDE CORD (SQUARE BOX)



SINGLE SUSPENDE CORD (171512)



SINGLE ELECTRICAL SUSPENDE CORD (ROUND BOX) (171505)



SINGLE SUSPENDE CORD (ROUND BOX) (171635)



SINGLE ELECTRICAL SUSPENDE CORD (SQUARE BOX) (171574)



SINGLE SUSPENDE CORD (SQUARE BOX) (171642)

Card creation date: 05 August 2020
The company reserves the right to make design changes or upgrades in the presented product. Product data sheet does not constitute an offer. * Parameter tolerance is +/- 10%

 This product is a subject to electric and electronic waste equipment regulations (WEEE).

 Certificate CE - Nr: 114/2018