


# CONTRA II LED 1195X295MM 3900 840 IP40/20 II CL. PRM PS 24W

DETAILED CARD



## TECHNICAL PARAMETERS

Index:	379758
Ingress protection:	IP40/IP20
Rated power of the luminaire [W]*:	24
Luminous flux [lm]*:	3900
Luminous efficacy [lm/W]:	163
Colour temperature [K]:	4000
Color rendering index (Ra) >:	80
SDCM:	3
Energy efficiency class:	B
Material of the body:	coated steel

## CHARACTERISTICS

Contra II LED versatile LED panel characterised by its low, slim profile and elegant design. Adapted for flush-mounted installation in modular ceilings, surface-mounted or suspended using an additional frame (available as an accessory). Luminaire with integrated energy-saving LED module, made of white painted aluminium profile, equipped with structured multi-layer PS MAT or PRM shade for perfect light diffusion. Contra II LED is a new version of the proven series of LED cassette panels, designed for maximum energy efficiency, user comfort and modern commercial and office spaces. The use of a new, high-efficiency LED module with a luminous efficacy of 145–163 lm/W significantly reduces energy consumption while maintaining high light quality. Contra II LED is ideally suited to the requirements of modern investments where energy efficiency, durability and compliance with current lighting standards are of key importance.

## APPLICATION

The luminaire is intended for indoor use in office (offices, conference rooms) or representative use (hotels, restaurants); illumination of public facilities, including hospitals, educational facilities, offices, halls, garages, passageways, warehouses, shops, as well as in the food industry and food-related retail and service facilities. The unique design and excellent light performance enable CONTRA LED to be used as the main source of light, also for work that requires visual focus. The lamp is suitable for both new applications and the replacement of traditional T8 and T5 luminaires with energy-efficient LED solutions.

# CONTRA II LED 1195X295MM 3900 840 IP40/20 II CL. PRM PS 24W

DETAILED CARD

## TECHNICAL PARAMETERS TABLE

Index:	379758	Diffuser material:	PS
EAN:	5905963379758	Diffuser type:	PRM
Light source:	LED	Diffuser colour:	transparent
Rated power of the luminaire [W]:	24	Material of the body:	coated steel
Supply voltage [V]:	220-240	Colour of the body:	white
Frequency [Hz]:	50-60	Dimensions (H/W/T/S) [mm]:	1195/295/30
Luminous flux [lm]:	3900	Ingress protection:	IP40/IP20
Luminous efficacy [lm/W]:	163	Mounting version:	podtynkowy, natynkowy, zwieszany
Energy efficiency class:	B	Working temperature [°C]:	from 0 to +35
Electrical protection class:	II	Number on the palette [pcs]:	50
Colour temperature [K]:	4000	Net weight [kg]:	1.800
Color rendering index (Ra) >:	80	UGR (4H8H):	<19
SDCM:	3	Warranty [years]:	5
Power factor:	0.90	CE certificate:	<a href="#">06/2026</a>
Beam angle [°]:	115	Manual:	<a href="#">Download PDF</a>
Surge protection [kV]:	1	Category of application:	architectural, office lighting, educational institutions, HoReCa, residential lighting
LED lifespan L70B50 [h]:	164000	ISO Certificates:	9001:2015, 14001:2015, 45001:2018, 50001:2018
LED lifespan L80B20 [h]:	103000	Plik LDT:	<a href="#">Download</a>
LED lifespan L90B10 [h]:	50000		

# CONTRA II LED 1195X295MM 3900 840 IP40/20 II CL. PRM PS 24W

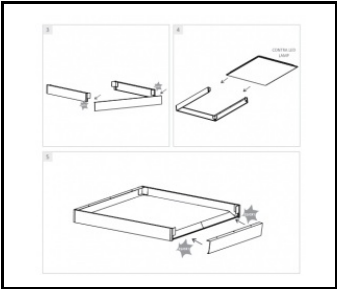
DETAILED CARD

## ACCESSORIES AVAILABLE

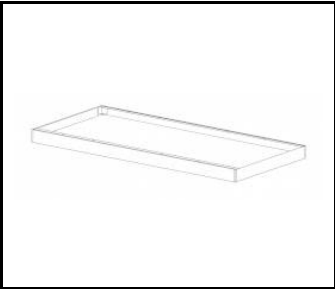
index	Name
999543	Plasterboard recessing kit 630x630 white (steel version)
374715	CONTRA LED surface-mounted frame CLICK 600x600x65mm
374708	CONTRA LED surface-mounted frame CLICK 1200x300x65mm
374692	CONTRA LED suspension system 1200x300
374685	CONTRA LED suspension system 600x600
374838	CONTRA LED MOUNTING CLIPS IN KG (4PCS)
374845	Frame adapter KG 635x635 WHITE
374852	Frame adapter KG 1235x335 WHITE
998966	Frame steel white structure RAL9016 600x600 SM "well effect"
374708/próbka handlowa	CONTRA LED surface-mounted frame CLICK 1200x300x65mm
374722	CONTRA LED suspension system 600x600 DALI
374739	CONTRA LED - suspension system 1200x300 DALI
761294	Emergency module 2W/10-50V Li-ION EMG-A-Li-2L 3h 3.6V 2.5Ah AT - CONTRA (GKO)



Plasterboard recessing kit 630x630 white (steel version) (999543)



CONTRA LED surface-mounted frame CLICK 600x600x65mm (374715)




CONTRA LED surface-mounted frame CLICK 1200x300x65mm (374708)



CONTRA LED suspension system 1200x300 (374692)



CONTRA LED suspension system 600x600 (374685)



Frame steel white structure RAL9016 600x600 SM "well effect" (998966)

Card creation date:13 January 2026  
The company reserves the right to make design changes or upgrades in the presented product. Product data sheet does not constitute an offer. \* Parameter tolerance is +/- 10%

 This product is a subject to electric and electronic waste equipment regulations (WEEE).

 Certificate CE - Nr: 06/2026