

QUEST LED EVO L ENDURA 38200LM DALI I CL. IP67 740 ASM 238W

DETAILED CARD



TECHNICAL PARAMETERS

| | |
|---|-----------|
| Index: | 842955 |
| Ingress protection: | IP67 |
| Rated power of the luminaire [W]*: | 238 |
| Luminous flux [lm]*: | 38200 |
| Colour temperature [K]: | 4000 |
| Color rendering index (Ra) >: | 70 |
| SDCM: | 3 |
| Electrical protection class: | I |
| Energy efficiency class: | B |
| Material of the body: | aluminium |

CHARACTERISTICS

The Endura version of Quest LED EVO L luminaires, their high-bay versions: surface-mounted Quest LED EVO L HB NT and suspended Quest LED EVO L HB Z are extremely efficient premium class floodlights, manufactured in Poland, adapted to operate at high temperatures (up to 50 degrees C). The body is made of die-cast aluminium, powder coated, without an external heat sink and ribs that make it difficult to keep clean. The basic version has a steel arm with a 7.5-degree scale, while the highbay endura (HB NT) version is available in surface-mounted and suspended (HB Z) versions. The diffuser is made of tempered glass, under which there are LEDs with the highest efficiency. Various types of optics, especially asymmetrical ones, provide great freedom in selecting the right solution for a specific application. Thanks to the highest tightness rating on the market (IP67) and maximum impact resistance (IK10), it will perform well in all conditions, regardless of the weather and installation location. The new version of the renowned and proven QUEST model in its smallest version offers even better lighting parameters, achieving an efficiency of over 170 lm/W. The Endura variant also meets the requirements of PN-EN 60598-2 part 5, which allows them to be classified as illumination projectors. This means complete freedom of installation in any position, with 360° rotation and resistance to strong winds – an advantage not offered by other floodlights. An additional advantage for contractors is the sealed quick connector – an innovative solution that eliminates traditional, time-consuming connection methods (screws). Thanks to an intuitive system of coloured latches, connector installation is simple, quick and tool-free. The accessory kit includes: pole mounting brackets (basic version); frame for flush mounting, e.g. in shelters (basic version); light pollution reduction screens (basic version); protective grilles in two colours with different degrees of light reduction (white RAL7016: 4%, body colour RAL7016: 8%). The models can be equipped with an external motion and twilight sensor.

APPLICATION

Quest LED EVO L Endura, Quest LED EVO L Endura HB NT and Endura HB Z are used in: lighting educational, administrative and institutional facilities, halls, garages, passageways, warehouses, shops, the food industry and commercial and service facilities related to food products. Illumination of buildings, small sports fields, open spaces and car parks, environments with elevated ambient temperatures (up to 50 degrees C). Installation options: as a floodlight, on poles and masts, on building facades, as a surface-mounted highbay (HB NT version), suspended highbay (HB Z version), flush-mounted (e.g. shelters). The product is particularly well suited for use in factories and production halls as well as large-area warehouses, especially in areas exposed to high temperatures.

QUEST LED EVO L ENDURA 38200LM DALI I CL. IP67 740 ASM 238W

DETAILED CARD

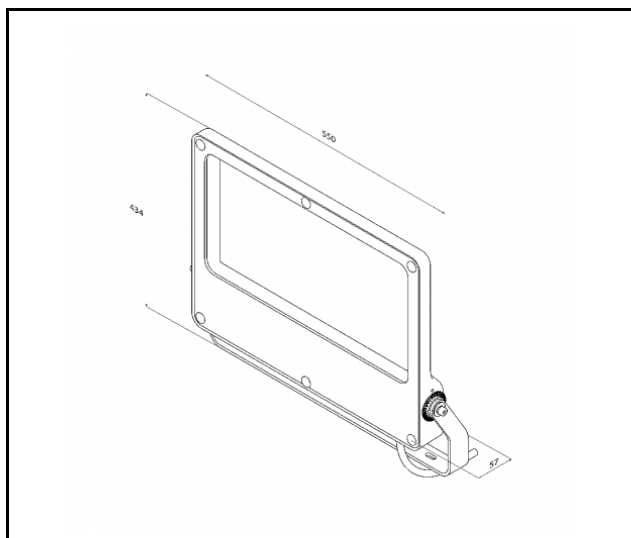
TECHNICAL PARAMETERS TABLE

| | | | |
|--|---------------|---|--|
| Index: | 842955 | Working temperature [°C]: | from -20 to +50 |
| EAN: | 5905963842955 | DIMM DALI: | yes |
| Light source: | LED | The number of implement units: | 1 |
| Rated power of the luminaire [W]: | 238 | Number on the palette [pcs]: | 24 |
| Supply voltage [V]: | 220 - 240 | Category type: | floodlights |
| Surge protection [kV]: | 6 | AC voltage range [V]: | 90-305 |
| Frequency [Hz]: | 0/50/60 | DC voltage range [V]: | 127-300 |
| Luminous flux [lm]: | 38200 | Light distribution type: | ASM |
| Luminous efficacy [lm/W]: | 161 | Impact resistance: | IK10 |
| Energy efficiency class: | B | Net weight [kg]: | 8.500 |
| Electrical protection class: | I | LED lifespan L70B50 [h]: | 158000 |
| Colour temperature [K]: | 4000 | LED lifespan L80B10 [h]: | 100000 |
| Color rendering index (Ra) >: | 70 | LED lifespan L90B10 [h]: | 45000 |
| SDCM: | 3 | Category of application: | industrial |
| Diffuser material: | glass | Warranty [years]: | 5 |
| Diffuser type: | transparent | CE certificate: | 78/2025 |
| Material of the body: | aluminium | Environmental Product Declaration (EPD): | 816/2025 |
| Colour of the body: | RAL7016 | HACCP: | 852/2004 |
| Dimensions (H/W/T/S) [mm]: | 434/550/57 | Manual: | Download PDF |
| Mounting dimensions [mm]: | 400 | ISO Certificates: | 9001:2015, 14001:2015, 45001:2018, 50001:2018 |
| Ingress protection: | IP67 | Pliik LDT: | Download |
| Mounting version: | surface | | |

QUEST LED EVO L ENDURA 38200LM DALI I CL. IP67 740 ASM 238W

DETAILED CARD

TECHNICAL PICTURES

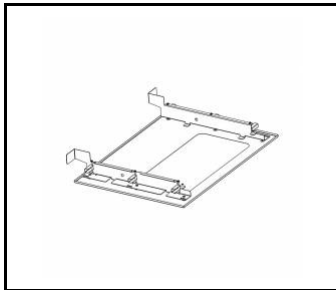


QUEST LED EVO L ENDURA 38200LM DALI I CL. IP67 740 ASM 238W

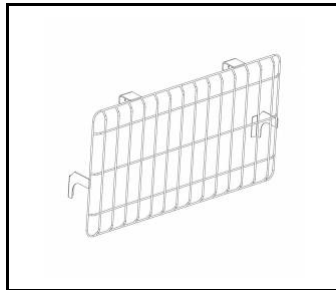
DETAILED CARD

ACCESSORIES AVAILABLE

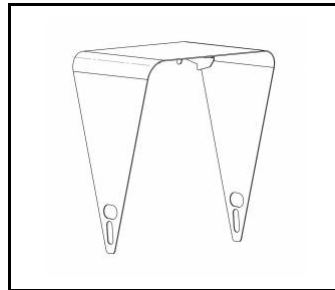
| index | Name |
|--------|---|
| 840470 | Quest LED Evo L recessed frame RAL7016 |
| 840449 | QUEST LED EVO L protective grid RAL7016 |
| 840500 | QUEST LED EVO L cover RAL7016 |
| 840081 | QUEST LED EVO L protective grid RAL9003 |
| 840401 | QUEST LED EVO M/L pole holder 1x |
| 840418 | QUEST LED EVO M/L pole holder 2x |
| 840098 | QUEST LED EVO wall mount RAL7016 1m |
| 840388 | QUEST LED EVO M/L RCR set 1x |



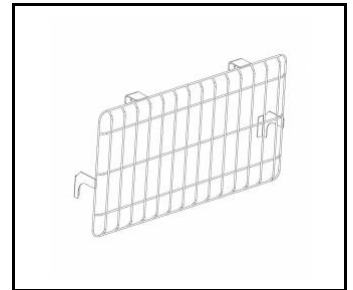
Quest LED Evo L recessed frame
RAL7016 (840470)



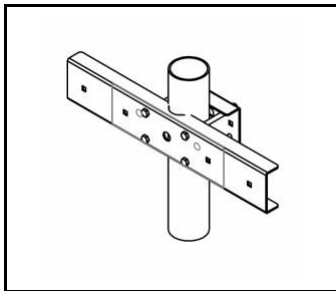
QUEST LED EVO L protective grid
RAL7016 (840449)



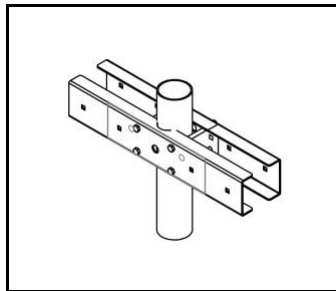
QUEST LED EVO L cover
RAL7016 (840500)



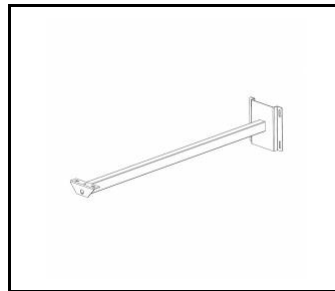
QUEST LED EVO L protective grid
RAL9003 (840081)



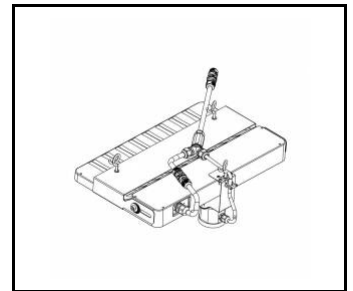
QUEST LED EVO M/L pole holder
1x (840401)



QUEST LED EVO M/L pole holder
2x (840418)



QUEST LED EVO wall mount RAL7016
1m (840098)



QUEST LED EVO M/L RCR set
1x (840388)

Card creation date: 05 August 2025

The company reserves the right to make design changes or upgrades in the presented product. Product data sheet does not constitute an offer. * Parameter tolerance is +/- 10%

 This product is a subject to electric and electronic waste equipment regulations (WEEE).

 Certificate CE - Nr: 78/2025