

# QUEST LED EVO L 48900LM DALI I CL. IP67 740 ASN 297W

DETAILED CARD



## TECHNICAL PARAMETERS

<b>Index:</b>	838590
<b>Ingress protection:</b>	IP67
<b>Rated power of the luminaire [W]*:</b>	297
<b>Luminous flux [lm]*:</b>	48900
<b>Colour temperature [K]:</b>	4000
<b>Color rendering index (Ra) &gt;:</b>	70
<b>SDCM:</b>	3
<b>Electrical protection class:</b>	I
<b>Energy efficiency class:</b>	B
<b>Material of the body:</b>	aluminium

## CHARACTERISTICS

Quest LED EVO L, their high-bay versions: surface-mounted Quest LED EVO L HB NT and suspended Quest LED EVO L HB Z are extremely efficient floodlights and premium HB class luminaires, manufactured in Poland. Their body is made of die-cast aluminium, powder coated, without an external heat sink and ribs that make it difficult to keep clean. The diffuser is made of tempered glass, under which there are LEDs with the highest efficiency. Different types of optics, especially asymmetrical ones, provide great freedom in choosing the right solution for a specific application. Thanks to the highest tightness rating on the market (IP67) and maximum impact resistance (IK10), the floodlights will perform well in all conditions, regardless of the weather and installation location. The new version of the renowned and proven QUEST model offers even better lighting parameters, achieving an efficiency of over 170 lm/W. Quest LED EVO L meets the requirements of PN-EN 60598-2 part 5, which allows it to be classified as an illumination projector, enabling complete freedom of installation in any position, with 360° rotation and resistance to strong winds. An additional advantage for contractors is the sealed quick connector – an innovative solution that eliminates traditional, time-consuming connection methods. Thanks to an intuitive system of coloured latches, connector installation is simple, quick and tool-free. The HB NT version is designed for surface mounting as a highbay using dedicated brackets. The HB Z version is designed for suspension. The accessory kit includes brackets for pole mounting, a frame for flush mounting (e.g. shelters), light pollution reduction screens and protective grids in two colours with different degrees of light reduction (white RAL7016: 4%, body colour RAL7016: 8%). The models can be equipped with an external motion and twilight sensor. They are also available in the ENDURA version, resistant to elevated ambient temperatures up to 50°C. The range also includes dual-module versions with increased flux and power. DALI versions are available (in the case of a gap in a specific power rating in the range with a DALI power supply, check the ENDURA DALI versions).

## APPLICATION

Quest LED EVO L is widely used in lighting educational, administrative and institutional facilities, halls, garages, passageways, warehouses, shops, as well as in the food industry and commercial and service facilities related to food products. They are an ideal solution for small sports fields, open spaces and car parks. They can be mounted as floodlights on poles and masts, on building facades, as well as surface-mounted highbays (HB NT version) and suspended highbays (HB Z version). Thanks to the flush-mounted option, they are perfect for shelters. Quest LED EVO L is an excellent choice for production plants and halls as well as large-area warehouses.

# QUEST LED EVO L 48900LM DALI I CL. IP67 740 ASN 297W

DETAILED CARD

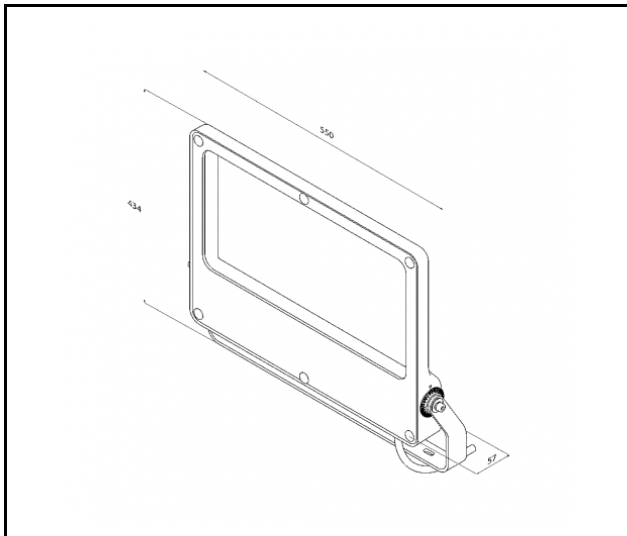
## TECHNICAL PARAMETERS TABLE

<b>Index:</b>	838590	<b>Working temperature [°C]:</b>	from -20 to +35
<b>EAN:</b>	5905963838590	<b>DIMM DALI:</b>	yes
<b>Light source:</b>	LED	<b>The number of implement units:</b>	2
<b>Rated power of the luminaire [W]:</b>	297	<b>Number on the palette [pcs]:</b>	24
<b>Supply voltage [V]:</b>	220 - 240	<b>Category type:</b>	floodlights
<b>Surge protection [kV]:</b>	6	<b>Version:</b>	floodlight
<b>Frequency [Hz]:</b>	0/50/60	<b>AC voltage range [V]:</b>	198-264
<b>Luminous flux [lm]:</b>	48900	<b>DC voltage range [V]:</b>	176-280
<b>Luminous efficacy [lm/W]:</b>	165	<b>Light distribution type:</b>	ASN
<b>Energy efficiency class:</b>	B	<b>Impact resistance:</b>	IK10
<b>Electrical protection class:</b>	I	<b>Net weight [kg]:</b>	8.500
<b>Colour temperature [K]:</b>	4000	<b>LED lifespan L70B50 [h]:</b>	158000
<b>Color rendering index (Ra) &gt;:</b>	70	<b>LED lifespan L80B10 [h]:</b>	100000
<b>SDCM:</b>	3	<b>LED lifespan L90B10 [h]:</b>	45000
<b>Diffuser material:</b>	glass	<b>Category of application:</b>	industrial
<b>Diffuser type:</b>	transparent	<b>Warranty [years]:</b>	5
<b>Material of the body:</b>	aluminium	<b>CE certificate:</b>	<a href="#">76/2025</a>
<b>Colour of the body:</b>	RAL7016	<b>Environmental Product Declaration (EPD):</b>	<a href="#">816/2025</a>
<b>Dimensions (H/W/T/S) [mm]:</b>	434/550/57	<b>HACCP:</b>	<a href="#">852/2004</a>
<b>Mounting dimensions [mm]:</b>	400	<b>Manual:</b>	<a href="#">Download PDF</a>
<b>Ingress protection:</b>	IP67	<b>ISO Certificates:</b>	9001:2015, 14001:2015, 45001:2018, 50001:2018
<b>Mounting version:</b>	surface	<b>Plik LDT:</b>	<a href="#">Download</a>

# QUEST LED EVO L 48900LM DALI I CL. IP67 740 ASN 297W

DETAILED CARD

## TECHNICAL PICTURES

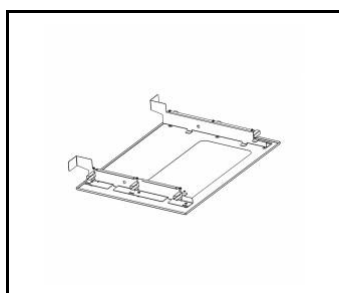


# QUEST LED EVO L 48900LM DALI I CL. IP67 740 ASN 297W

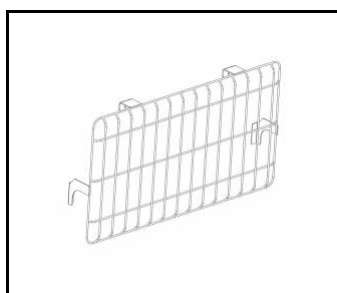
DETAILED CARD

## ACCESSORIES AVAILABLE

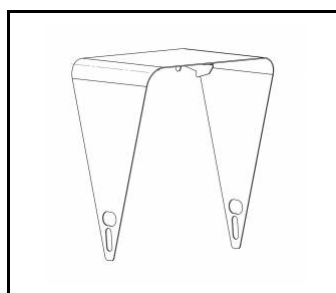
index	Name
840470	Quest LED Evo L recessed frame RAL7016
840449	QUEST LED EVO L protective grid RAL7016
840500	QUEST LED EVO L cover RAL7016
840081	QUEST LED EVO L protective grid RAL9003
840401	QUEST LED EVO M/L pole holder 1x
840418	QUEST LED EVO M/L pole holder 2x
840098	QUEST LED EVO wall mount RAL7016 1m
840388	QUEST LED EVO M/L RCR set 1x



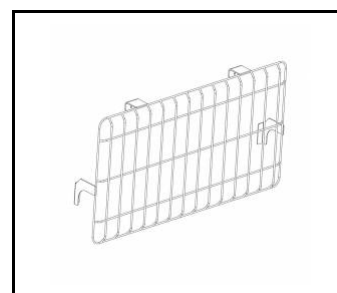
Quest LED Evo L recessed frame  
RAL7016 (840470)



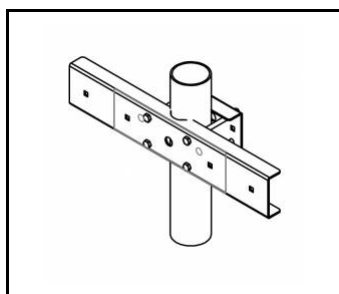
QUEST LED EVO L protective grid  
RAL7016 (840449)



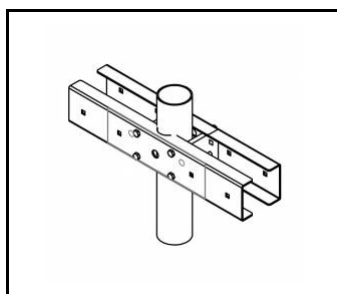
QUEST LED EVO L cover  
RAL7016 (840500)



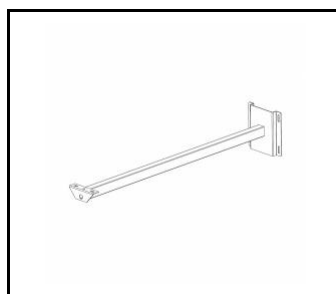
QUEST LED EVO L protective grid  
RAL9003 (840081)



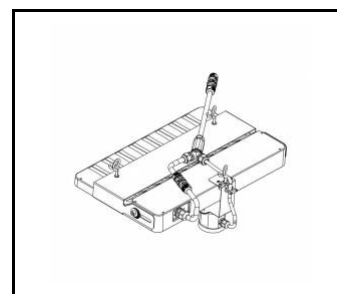
QUEST LED EVO M/L pole holder  
1x (840401)



QUEST LED EVO M/L pole holder  
2x (840418)



QUEST LED EVO wall mount RAL7016  
1m (840098)



QUEST LED EVO M/L RCR set  
1x (840388)

Card creation date: 20 April 2026

The company reserves the right to make design changes or upgrades in the presented product. Product data sheet does not constitute an offer. \* Parameter tolerance is +/- 10%



This product is a subject to electric and electronic waste equipment regulations (WEEE).



Certificate CE - Nr: 76/2025