

QUEST LED EVO L 34600LM DALI I CL. IP67 740 20D 206W

DETAILED CARD



TECHNICAL PARAMETERS

Index:	835919
Ingress protection:	IP67
Rated power of the luminaire [W]*:	206
Luminous flux [lm]*:	34600
Colour temperature [K]:	4000
Color rendering index (Ra) >:	70
SDCM:	3
Electrical protection class:	I
Energy efficiency class:	B
Material of the body:	aluminium

CHARACTERISTICS

Quest LED EVO L, their high-bay versions: surface-mounted Quest LED EVO L HB NT and suspended Quest LED EVO L HB Z are extremely efficient floodlights and premium HB class luminaires, manufactured in Poland. Their body is made of die-cast aluminium, powder coated, without an external heat sink and ribs that make it difficult to keep clean. The diffuser is made of tempered glass, under which there are LEDs with the highest efficiency. Different types of optics, especially asymmetrical ones, provide great freedom in choosing the right solution for a specific application. Thanks to the highest tightness rating on the market (IP67) and maximum impact resistance (IK10), the floodlights will perform well in all conditions, regardless of the weather and installation location. The new version of the renowned and proven QUEST model offers even better lighting parameters, achieving an efficiency of over 170 lm/W. Quest LED EVO L meets the requirements of PN-EN 60598-2 part 5, which allows it to be classified as an illumination projector, enabling complete freedom of installation in any position, with 360° rotation and resistance to strong winds. An additional advantage for contractors is the sealed quick connector – an innovative solution that eliminates traditional, time-consuming connection methods. Thanks to an intuitive system of coloured latches, connector installation is simple, quick and tool-free. The HB NT version is designed for surface mounting as a highbay using dedicated brackets. The HB Z version is designed for suspension. The accessory kit includes brackets for pole mounting, a frame for flush mounting (e.g. shelters), light pollution reduction screens and protective grids in two colours with different degrees of light reduction (white RAL7016: 4%, body colour RAL7016: 8%). The models can be equipped with an external motion and twilight sensor. They are also available in the ENDURA version, resistant to elevated ambient temperatures up to 50°C. The range also includes dual-module versions with increased flux and power. DALI versions are available (in the case of a gap in a specific power rating in the range with a DALI power supply, check the ENDURA DALI versions).

APPLICATION

Quest LED EVO L is widely used in lighting educational, administrative and institutional facilities, halls, garages, passageways, warehouses, shops, as well as in the food industry and commercial and service facilities related to food products. They are an ideal solution for small sports fields, open spaces and car parks. They can be mounted as floodlights on poles and masts, on building facades, as well as surface-mounted highbays (HB NT version) and suspended highbays (HB Z version). Thanks to the flush-mounted option, they are perfect for shelters. Quest LED EVO L is an excellent choice for production plants and halls as well as large-area warehouses.

QUEST LED EVO L 34600LM DALI I CL. IP67 740 20D 206W

DETAILED CARD

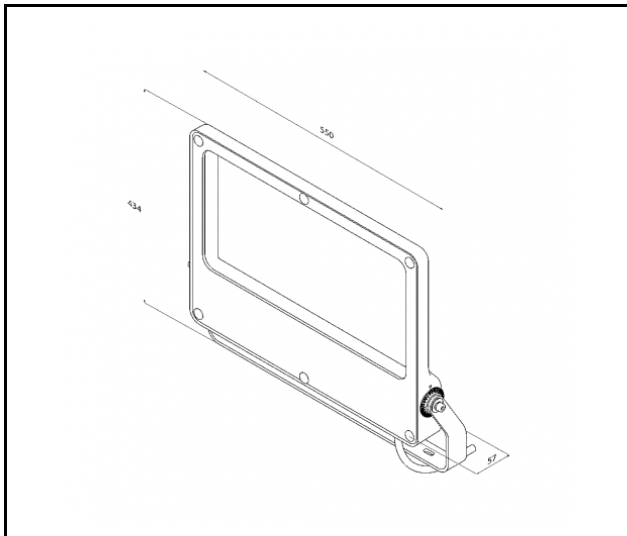
TECHNICAL PARAMETERS TABLE

Index:	835919	Mounting version:	surface
EAN:	5905963835919	Working temperature [°C]:	from -20 to +35
Light source:	LED	DIMM DALI:	yes
Rated power of the luminaire [W]:	206	The number of implement units:	2
Supply voltage [V]:	220 - 240	Number on the palette [pcs]:	24
Surge protection [kV]:	6	Category type:	floodlights
Frequency [Hz]:	50-60	Version:	floodlight
Luminous flux [lm]:	34600	AC voltage range [V]:	198-264
Luminous efficacy [lm/W]:	168	DC voltage range [V]:	176-280
Energy efficiency class:	B	Impact resistance:	IK10
Electrical protection class:	I	Net weight [kg]:	8.500
Colour temperature [K]:	4000	LED lifespan L70B50 [h]:	158000
Color rendering index (Ra) >:	70	LED lifespan L80B10 [h]:	100000
SDCM:	3	LED lifespan L90B10 [h]:	45000
Beam angle [°]:	20	Category of application:	industrial
Diffuser material:	glass	Warranty [years]:	5
Diffuser type:	transparent	CE certificate:	76/2025
Material of the body:	aluminium	Environmental Product Declaration (EPD):	816/2025
Colour of the body:	RAL7016	HACCP:	852/2004
Dimensions (H/W/T/S) [mm]:	434/550/57	Manual:	Download PDF
Mounting dimensions [mm]:	400	ISO Certificates:	9001:2015, 14001:2015, 45001:2018, 50001:2018
Ingress protection:	IP67	Plik LDT:	Download

QUEST LED EVO L 34600LM DALI I CL. IP67 740 20D 206W

DETAILED CARD

TECHNICAL PICTURES

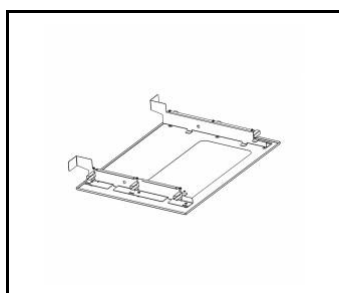


QUEST LED EVO L 34600LM DALI I CL. IP67 740 20D 206W

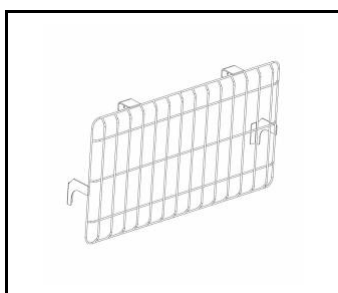
DETAILED CARD

ACCESSORIES AVAILABLE

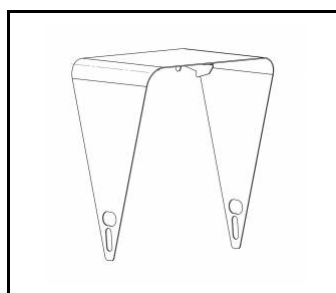
index	Name
840470	Quest LED Evo L recessed frame RAL7016
840449	QUEST LED EVO L protective grid RAL7016
840500	QUEST LED EVO L cover RAL7016
840081	QUEST LED EVO L protective grid RAL9003
840401	QUEST LED EVO M/L pole holder 1x
840418	QUEST LED EVO M/L pole holder 2x
840098	QUEST LED EVO wall mount RAL7016 1m
840388	QUEST LED EVO M/L RCR set 1x



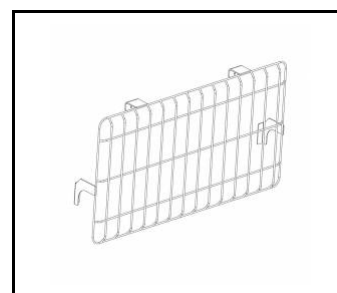
Quest LED Evo L recessed frame RAL7016 (840470)



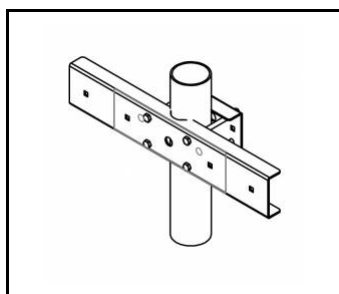
QUEST LED EVO L protective grid RAL7016 (840449)



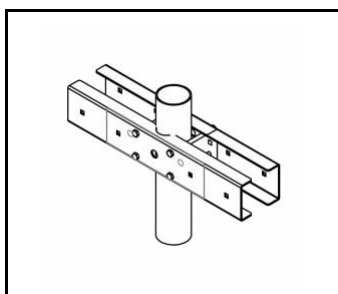
QUEST LED EVO L cover RAL7016 (840500)



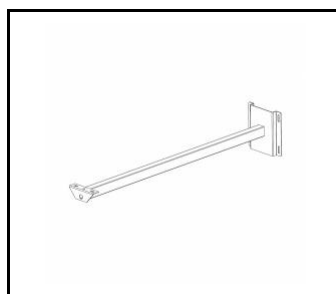
QUEST LED EVO L protective grid RAL9003 (840081)



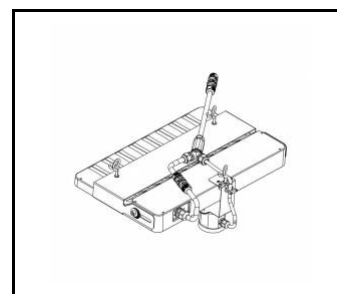
QUEST LED EVO M/L pole holder 1x (840401)



QUEST LED EVO M/L pole holder 2x (840418)



QUEST LED EVO wall mount RAL7016 1m (840098)



QUEST LED EVO M/L RCR set 1x (840388)

Card creation date: 20 April 2026

The company reserves the right to make design changes or upgrades in the presented product. Product data sheet does not constitute an offer. * Parameter tolerance is +/- 10%



This product is a subject to electric and electronic waste equipment regulations (WEEE).



Certificate CE - Nr: 76/2025