


CONTRA LED 595X595MM 3400LM 840 IP40/20 II CL. PRM PS 24W

DETAILED CARD



TECHNICAL PARAMETERS

Index:	375552
Ingress protection:	IP40/IP20
Impact resistance:	IK06
Rated power of the luminaire [W]*:	24
Luminous flux [lm]*:	3400
Colour temperature [K]:	4000
Colour rendering index:	>80
Energy efficiency class:	C
Electrical protection class:	II
Material of the body:	coated aluminium

CHARACTERISTICS

Contra LED versatile LED panel characterised by its low, slim profile and elegant design. Adapted for flush-mounted installation in modular ceilings, surface-mounted or suspended using an additional frame (available as an accessory). Luminaire with integrated energy-saving LED module, made of white painted aluminium profile, equipped with structured multi-layer PS MAT or PRM shade for perfect light diffusion.

APPLICATION

The luminaire is intended for indoor use in office (offices, conference rooms) or representative use (hotels, restaurants); illumination of public facilities, including hospitals, educational facilities, offices, halls, garages, passageways, warehouses, shops, as well as in the food industry and food-related retail and service facilities. The unique design and excellent light performance enable CONTRA LED to be used as the main source of light, also for work that requires visual focus. The lamp is suitable for both new applications and the replacement of traditional T8 and T5 luminaires with energy-efficient LED solutions.

CONTRA LED 595X595MM 3400LM 840 IP40/20 II CL. PRM PS 24W

DETAILED CARD

TECHNICAL PARAMETERS TABLE


Index:	375552	Optics:	lens
EAN:	5905963375552	Material of the body:	coated aluminium
Light source:	LED	Colour of the body:	white
Rated power of the luminaire [W]:	24	Dimensions (H/W/T/S) [mm]:	595/595/30
Supply voltage [V]:	220-240	Impact resistance:	IK06
Frequency [Hz]:	50-60	Ingress protection:	IP40/IP20
Luminous flux [lm]:	3400	Mounting version:	podtynkowy, natynkowy, zwieszany
Luminous efficacy [lm/W]:	142	Working temperature [°C]:	from 0 to +35
Energy efficiency class:	C	UGR (4H8H):	<19
Electrical protection class:	II	Net weight [kg]:	1.600
Colour temperature [K]:	4000	Category type:	louvres
Colour rendering index:	>80	LED lifespan L70B50 [h]:	228000
SDCM:	≤ 2	LED lifespan L80B20 [h]:	143000
Beam angle [°]:	115	LED lifespan L90B10 [h]:	68000
Surge protection [kV]:	1	Additional accessories:	ramka natynkowa, system zwieszania
Diffuser material:	PS	Warranty [years]:	5
Diffuser type:	PRM	CE certificate:	26/2025
Diffuser colour:	transparent	Manual:	Download PDF
Optics material:	PMMA		

CONTRA LED 595X595MM 3400LM 840 IP40/20 II CL. PRM PS 24W

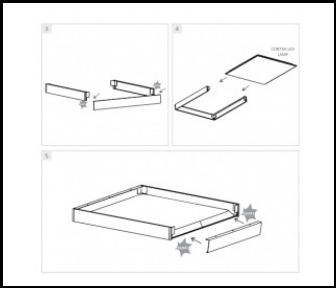
DETAILED CARD

ACCESSORIES AVAILABLE

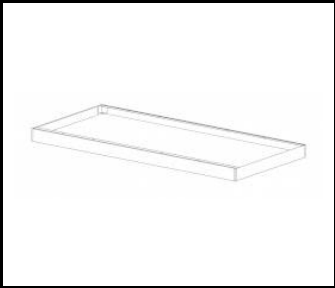
index	Name
999543	Plasterboard recessing kit 630x630 white (steel version)
374715	CONTRA LED surface-mounted frame CLICK 600x600x65mm
374708	CONTRA LED surface-mounted frame CLICK 1200x300x65mm
374692	CONTRA LED suspension system 1200x300
374685	CONTRA LED suspension system 600x600
374838	CONTRA LED MOUNTING CLIPS IN KG (4PCS)
374845	Frame adapter KG 635x635 WHITE
374852	Frame adapter KG 1235x335 WHITE
998966	Frame steel white structure RAL9016 600x600 SM "well effect"
374722	CONTRA LED suspension system 600x600 DALI
374739	CONTRA LED - suspension system 1200x300 DALI



Plasterboard recessing kit 630x630 white (steel version) (999543)




CONTRA LED surface-mounted frame CLICK 600x600x65mm (374715)



CONTRA LED surface-mounted frame CLICK 1200x300x65mm (374708)



CONTRA LED suspension system 1200x300 (374692)



Frame steel white structure RAL9016 600x600 SM "well effect" (998966)

Card creation date:18 June 2025

The company reserves the right to make design changes or upgrades in the presented product. Product data sheet does not constitute an offer. * Parameter tolerance is +/- 10%

 This product is a subject to electric and electronic waste equipment regulations (WEEE).

 Certificate CE - Nr: 26/2025