

DOT CS LED EVO 3W 450LM HB IP65 3H NM AT

DETAILED CARD



TECHNICAL PARAMETERS

Index:	233777
Ingress protection:	IP65
Impact resistance:	IK07
Rated power of the luminaire [W]*:	3
Luminous flux [lm]*:	450
Colour temperature [K]:	4000
Material of the body:	PC
Diffuser material:	PMMA
Diffuser type:	lens
Optics material:	PC

CHARACTERISTICS

Surface-mounted 3W standalone emergency luminaire with an integrated, energy-efficient LED light module with 450lm light output. Body made of polycarbonate (PC). Optics available in 4 variants: general wide, general narrow, corridor wide, corridor narrow. DOT LED EVO has a built-in Li-ion battery, with an emergency operating time of 1h or 3h. The luminaire is available in an autotest (AT) version. Available in white or black.

APPLICATION

A self-contained emergency luminaire whose main use is to illuminate escape routes and fire protection equipment following a mains power failure. Particularly recommended where it is necessary to install emergency lighting as part of the modernisation of an existing installation. It successfully replaces lamps with a built-in emergency module. Thanks to additional sealing, the luminaire achieves IP65 sealing and can be used in areas with increased humidity or outdoors under cover.

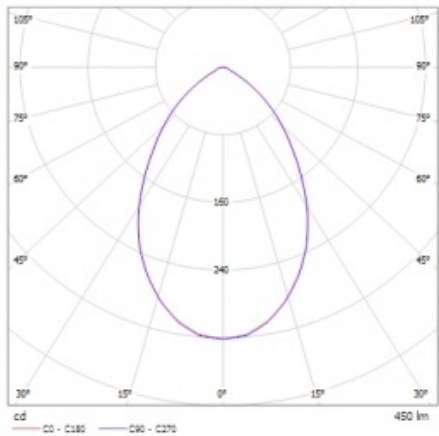
DOT CS LED EVO 3W 450LM HB IP65 3H NM AT

DETAILED CARD

TECHNICAL PARAMETERS TABLE

Index:	233777	Colour of the body:	white
Light source:	LED module	Dimensions (H/W/T/S) [mm]:	ø140/40
Rated power of the luminaire [W]:	3	Mounting dimensions [mm]:	104
Supply voltage [V]:	230	Impact resistance:	IK07
Frequency [Hz]:	50-60	Ingress protection:	IP65
Luminous flux [lm]:	450	Mounting version:	surface
Luminous efficacy [lm/W]:	150	Working temperature [°C]:	from +5 to +35
Electrical protection class:	II	Emergency lighting [h]:	3
Colour temperature [K]:	4000	Net weight [kg]:	0.250
LED lifespan L70B50 [h]:	167000	Category type:	emergency lighting
Beam angle [°]:	CSHB	Autotest:	yes
Exchangeable source:	yes	Operating mode:	NM
Battery:	Li-Ion	LED lifespan L80B20 [h]:	101000
Battery capacity [mAh]:	4000	LED lifespan L90B10 [h]:	49500
Diffuser material:	PMMA	Light distribution type:	general narrow
Diffuser type:	lens	Warranty [years]:	5
Diffuser colour:	transparent	CE certificate:	41/2025
Optics material:	PC	Manual:	Download PDF
Material of the body:	PC	Plik LDT:	Download

LIGHT CURVES



DOT CS LED EVO 3W 450LM HB IP65 3H NM AT

DETAILED CARD

ACCESSORIES AVAILABLE

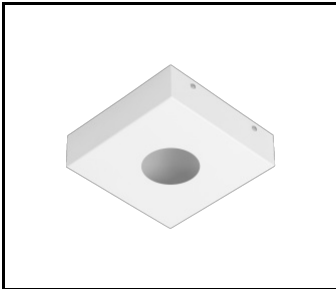
index	Name
545672	DOT CS galvanized steel arm
551161	Ceiling spacer DOT white matt
997570	DOT square frame. white matt texture
997587	DOT square frame black matt texture
545665	DOT – white protective net 150x150x80




DOT CS galvanized steel arm (545672)



Ceiling spacer DOT white matt (551161)



DOT square frame. white matt texture (997570)



DOT square frame black matt texture (997587)



DOT – white protective net 150x150x80 (545665)